

Chase-Riecken Musicianship Exam
LEVEL 8

Name _____

Teacher _____

SCORE (100 pts) _____

INTERVALS _____

1. Write the quality and size of each interval. (5 pts)



Example
Aug 4th



2. Draw melodic INTERVALS ABOVE each note. (5 pts)



Example
Maj 3rd




min 2nd Maj 6th Perf 5th Maj 3rd min 3rd

KEY SIGNATURES _____

1. Name the KEY. (3 pts)




Example
c minor

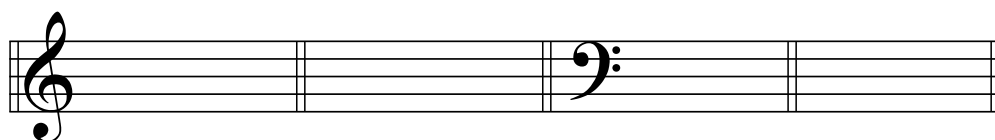


_____ minor _____ minor _____ minor

2. Draw the KEY SIGNATURE. (4 pts)




Example
C# minor



B Major f# minor b minor C# Major


SCALES and CHORDS

1. Name the scale with a letter, the quality and form. (6 pts)







2. Name each triad and its quality. (3 pts)



Example
Ab min



3. Name each Dominant 7th chord. (2 pts)

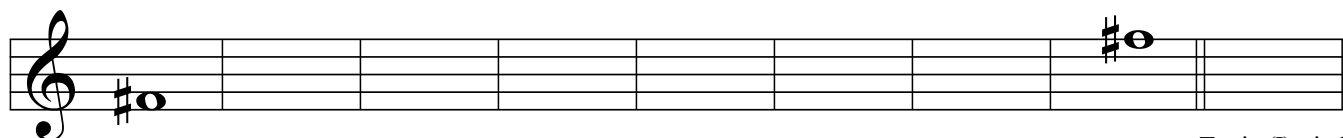


Example
C7



4. Draw F# Major scale adding accidentals. **DO NOT WRITE THE KEY SIGNATURE!**

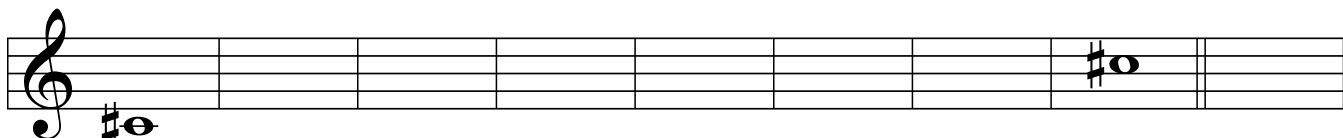
Draw the Tonic (I) triad in the last measure. (Scale 3 pts, triad 1 pt)



Tonic (I) triad

5. Draw C# natural minor scale adding accidentals. **DO NOT WRITE THE KEY SIGNATURE!**

Draw the Tonic (i) triad in the last measure. (Scale 3 pts, triad 1 pt)



Tonic (i) triad

EAR TRAINING _____

Listen to the **SCALES**, **CHORDS**, and **INTERVALS** listed below. Number them (1, 2, 3, etc.) in the order you hear them. (15 pts)

SCALES	CHORDS	INTERVALS
_____ Natural Minor	_____ Maj (1 st inv)	_____ Min 2 nd
_____ Harmonic Minor	_____ Augmented	_____ Maj 2 nd
_____ Melodic Minor	_____ Diminished	_____ Min 3 rd
	_____ Min (1 st inv)	_____ Maj 3 rd
	_____ Dom 7 th (root)	_____ Maj 6 th
	_____ Dim. 7 th (root)	_____ Min 7 th

RHYTHMIC DICTATION _____

You will hear four measures of rhythm. Below you see only two measures of rhythm, with two empty measures.

From the four choices below, select the rhythm that matches what you hear in each empty measure. Write the letter in the blank below each measure. (2 pts)

HISTORY _____

You will hear an excerpt from each of three different compositions. For each excerpt, identify the piece, the composer, the composer's nationality, and the appropriate musical period. (12 points)

	Piece	Composer	Nationality	Musical Period
1				
2				
3				

VOCABULARY _____

Choose from the list of words to fill in the blanks. (10 pts)

Agitato	Augmented	Cadence	Diminished	Glissando
Ornament	Scherzando	Turn	Trill	Sotto voce

1. _____ A progression of two or more chords
2. _____ An ornament consisting of rapid alternating between two notes
3. _____ Sliding one or more fingers over the keys or strings of a
keyboard or harp
4. _____ Increasing the size of an interval or chord by a $\frac{1}{2}$ step.
5. _____ Playful
6. _____ Agitated
7. _____ An ornament consisting of four notes
8. _____ Reducing the size of an interval or chord by a $\frac{1}{2}$ step
9. _____ Auxiliary notes associated with a main note
10. _____ In an undertone (*low voice*)

FORM _____

True or False (4 pts).

1. _____ An **Impromptu** is a Polish dance in $\frac{3}{4}$ time.
2. _____ An **Etude** is designed as an exercise to improve technique.
3. _____ A **Polonaise** is characterized by its rhythm in $\frac{3}{4}$ time.
4. _____ Most of the famous **Fugues** were written in the 19th century by
Schubert and Chopin.