



**RISHABH**  
LOGISTIC PARK





# ABOUT US

## Vision

Rishabh Group aims to catapult India into the top five of the global Logistics Performance Index and unlock value for the Indian economy.

## Mission

Rishabh Group will unlock value for businesses in India across the entire supply chain as well as the demand chain by:

- Creating best-in-class infrastructure by facilitating large investments
- Adopting the best of global technology and automation
- Implementing the best of global processes and practices
- Applying global knowledge and expertise, and setting new standards of transparency and visibility in a digitised India

Thus, Increasing 'Speed-to-Market' and Reducing 'Cost-to-Market'

## Changing The Culture Of Business In India

A tolerance for inefficiency and mediocrity is the cancer that is stopping Indian business from achieving world-class status

FROM AN ENVIRONMENT OF MEOICRITY

Enabling companies to achieve excellence by inculcating zero-tolerance to mediocrity

TO BUILDING INDIA



SOLUTIONS THAT  
CATER TO  
YOUR NEEDS



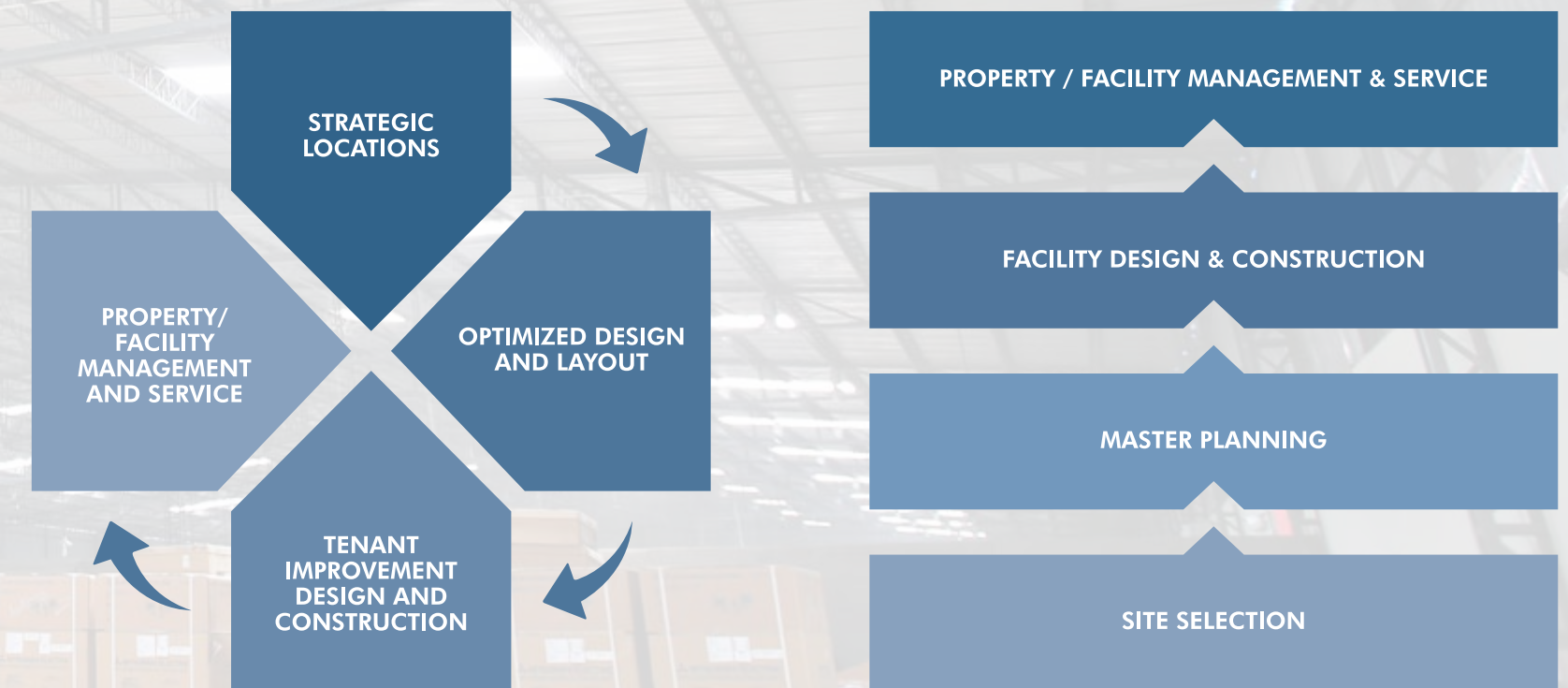
## SETTING THE STANDARD FOR INDUSTRIAL AND LOGISTICS PARKS.

### READY SPACE

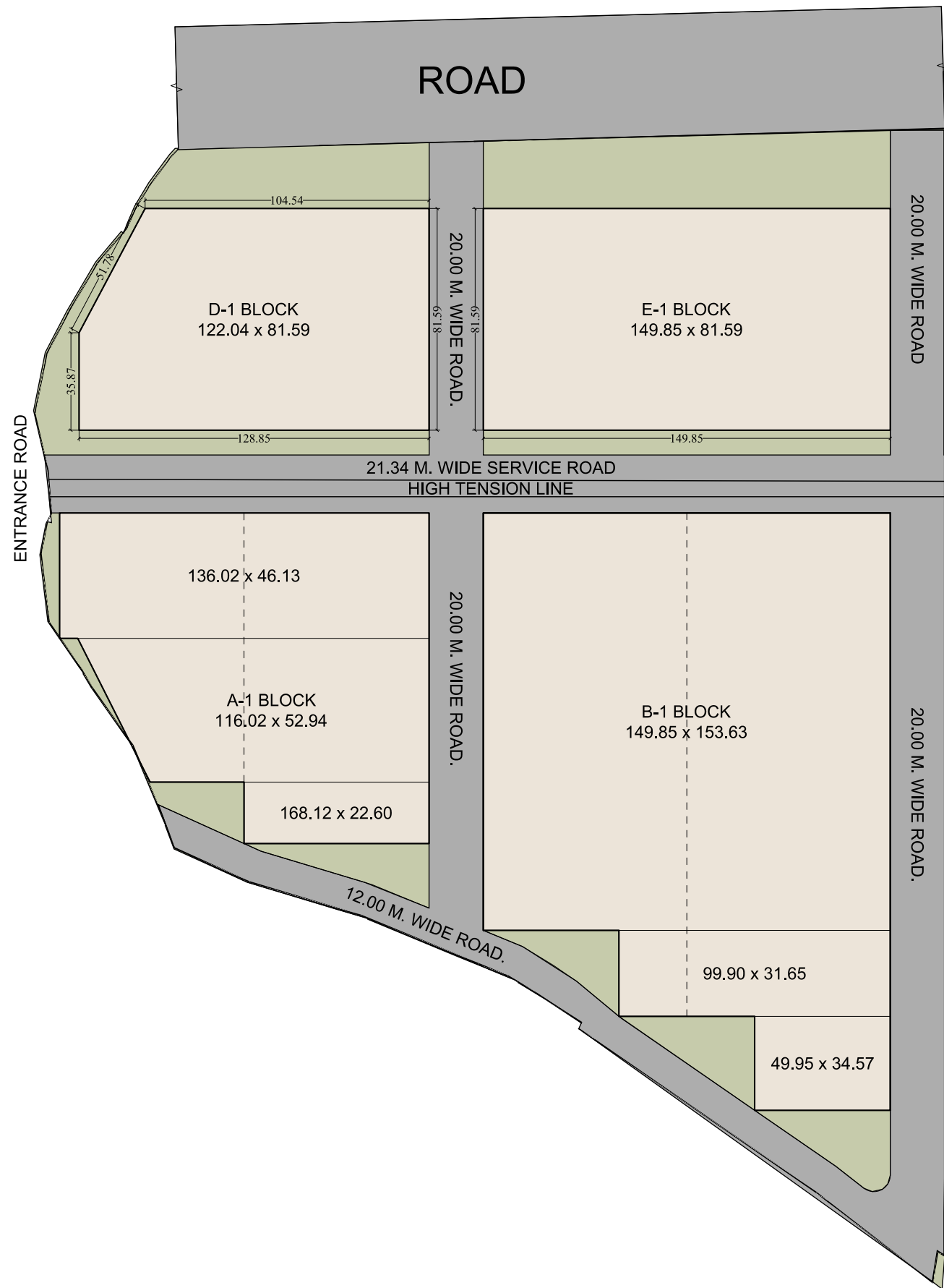
Our general warehousing and logistics parks meet the needs of most clients in terms of size, grade and lease terms, allowing for cost-effective solutions.

### BUILT TO SUIT

We build close partnerships with clients to understand their needs and use our expertise in industry-specific state-of-the-art infrastructure and logistics facilities to deliver the most optimal solution.







## MASTER LAYOUT PLAN

<b>FMO</b>	Facility Management Office / First Aid Room and Control Room	
<b>SS</b>	Substation	<b>CAS</b> Common Amenity Space
<b>UGT</b>	Underground Water Tank	<b>GH</b> Gate House
<b>STP</b>	Sewage Treatment Plant	<b>RG</b> Recreation Ground
<b>OWC</b>	Organic Waste Converter	 Common Parking Area
<b>MR</b>	Metering Room	 Trailer Parking
<b>RWHP</b>	Rain Water Harvesting Pond	 Utility Space



## Leveraging Location: Bhiwandi, Mumbai



### Site Description

Land area: **10 acres**

Location coordinates: **19.281972, 73.113545**

Warehouse Space: **2 lacs sq.ft**

Type of land: **Industrial**

Main access: **20 m wide**

- Located at one of the most developed logistics clusters
- Size to facilitate comprehensive demand
- Designed for maximum throughput
- State-of-the-art amenities



## Standard Specifications



## Adherence to Quality

### Building Structure

- Height: **12 m** clear at the eaves level
- Bay Spacing
  - End: Between **7.5 m to 7.75 m** multiples
  - Intermediate: Between **15 m to 15.5 m** multiples
- Span: **24 m to 27.5 m**
- Loading Parameters: As per the applicable **MBMA Standards** and deflection criteria as per India Standards
- Collateral Load: **25 Kg/Sq.m.**
- Roofing: bare Galvalume standing seam with thickness **0.50 mm TCT**
- Roof natural lighting of **4%** with polycarbonate sheet
- **4 m** wide cantilever canopy on docking side with the clear height of **5 m** from the apron level

### Docking:

- Loading and Unloading area:
  - Between **25 to 28 m** for one side
  - Between **42 to 47 m** for back to back loading area
- **16.5 m** apron with paver block done
- Dock Height: **1.2 m** with RCC Wall
- Internal Docking
- Provision of Dock Pits: **1** for every **30,000 sq.ft.**

### Flooring:

- Distributed load of **7 tonne per sq.m.**
- **FM 2 Floor** Tolerances

### Ventilation System:

- **4-6** Air Changes / Hour
- Ridge Monitor at the roof level/louvers

### Electrical Works:

- **3 phase** power supply

### Fire Fighting System:

- Fire extinguishers for the common areas
- Fire hose stations
- Sprinkler system



# Benchmarking the Best



R.C.C. Roads



24x7 Electricity



24x7 Water Tank Supply



Storm Water Drainage



Fire Fighting System



Public transport



24x7 security desk



Sewage treatment plants



Truck terminals



CCTV Cameras



Wi-Fi Zone

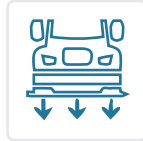


Street Furniture

# Facilitating Longevity



Loading & unloading



Weighbridge



Street lights



Fuel station



Dormitory



Canteen



Admin Building



Ample parking & landscape



Medical center



Common toilet



## Corporate Social Responsibility

Our environment more than deserves our deepest commitment, and we lavish as much commitment and expertise towards safeguarding our environment, as we do for our business.

We specialise in movement and as a commitment towards the environment, we believe our talent, expertise and the resources in movement can be wonderfully used to bring in great transformations and enrichment in the lives of people, so we can move the safety of our environment to a new level.

We believe that giving back to the community that we operate in, is the noblest form of moving we can do.





## Get in Touch with us

**Site Office: Shree Rishabh Developers**

Sonale Gaon, Sonale Gram Panchayat, Near Bhiwandi Nashik Express Highway, Bhiwandi, Maharashtra

**Corporate Office:** Chamunda Complex, Mankoli Naka, Bhiwandi, Maharashtra 421302

**M:** +91 9890000517 / +91 7350899666

**W:** [www.rishabhlogesticpark.com](http://www.rishabhlogesticpark.com)

**Disclaimer:** The visuals and information contained in this brochure are indicative of the kind of development that is proposed, subject to the approval of the authorised in the interest of the project and/or continuing improvement, the promoters/developers reserve the right to charge plans, specifications or features without prior notice or obligations. This brochure is issued for guidance only and does not constitute part of an offer or contract.