

# MAXIFORST

max. 60 cm Ø      300-500 HP

## Powerful mulcher for uncompromising work under the toughest conditions

MAXIFORST takes on the most demanding jobs and handles every challenge. The particularly powerful machine and its powerful transmission with double drive mulches wood up to 60 cm in diameter.

This is the ideal machine for Land Clearing and ROW Maintenance. Whether it is the cleaning up after harvesting timber, maintenance of power lines or cleaning up after hurricanes or forest fires. The integrated cooler ensures a constant performance. Its special strength combined with robust material properties make MAXISOIL a strong partner for large projects.

### Standard version and specifications

- > Mulches wood up to 60 cm [24"] Ø
- > Working speed 0-5 km/h
- > 3 point rear linkage cat. 3 & 4 central fixed
- > 1000 rpm gearbox with freewheel, integrated cooling
- > ADAM™ alignment system
- > Dual side belt transmission
- > Hydraulically operated hood
- > Reinforced skids, adjustable in height
- > Front- and rear protection with chains
- > Tempered counter cutters
- > Standard rotor with fixed hammers MINI DUO with 2 tungsten carbide inserts

### Optional configuration and accessories

- > Fixed hammers with tungsten carbide inserts MONO TIP V-LOCK
- > Hydraulic top link
- > Fluid turbo coupling M-TURBO
- > Hydraulic guard frame (various models available)
- > Rakes on rear hood



[YouTube www.youtube.com/seppimulcher](https://www.youtube.com/seppimulcher)

Specifications · MAXIFORST	Nominal Tractor Power 300-500 HP	
Working width	<b>250 cm [98"]</b>	<b>300 cm [118"]</b>
Overall width	300 cm [118"]	350 cm [118"]
Depth	150 cm [59"]	150 cm [59"]
Height	150 cm [59"]	150 cm [59"]
Weight (base value w/o options)	4.330 kg [9550lb]	4.960 kg [10930lb]
Belts	2x6	2x6
Fixed hammers · MINI DUO	54	66
Fixed hammers · MONO TIP + lateral	77+6	91+6

### Tools



Fixed hammer  
MINI-DUO

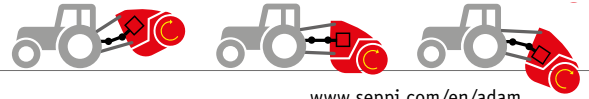


Fixed hammer  
MONO TIP V-LOCK



Lateral hammer  
V-LOCK EXTREME

## ADAM™ alignment system



www.seppi.com/en/adam  
video ADAM™


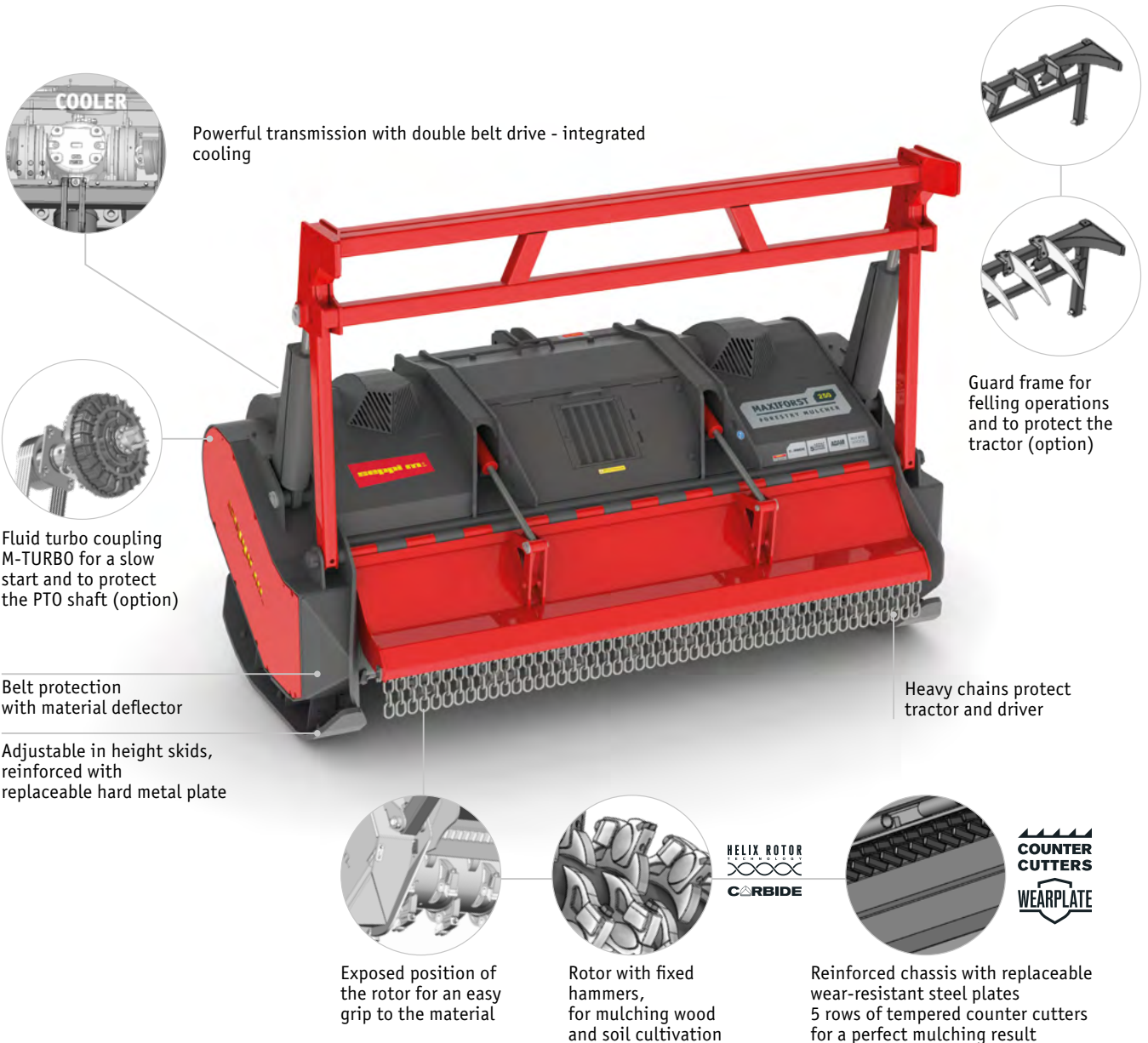


### ADAM™ alignment system (standard feature)

Hydraulic tilting of the mulcher by gear tracking with PTO shaft alignment. With the W-shaped angles the range of motion increases and the mulcher can be moved up- and downwards even higher. This angular adjustment protects the PTO shaft and the input shaft even at high loads and supports an ideal adaptation to the conditions of the roads. Advantages: longer service life of PTO and input-shaft, even deeper digging, working with an hydraulic alignment system is easier and faster.

### MAXIFORST

High performance forestry tiller with a large rotor diameter, a reinforced chassis and additional material deflectors. The machine is completely covered and protected; easy access due to the hatch for service and maintenance.



Powerful transmission with double belt drive - integrated cooling



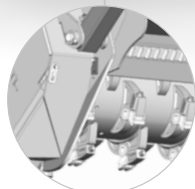
Fluid turbo coupling M-TURBO for a slow start and to protect the PTO shaft (option)

Belt protection with material deflector

Adjustable in height skirts, reinforced with replaceable hard metal plate



Guard frame for felling operations and to protect the tractor (option)




Exposed position of the rotor for an easy grip to the material



Rotor with fixed hammers, for mulching wood and soil cultivation

HELIX ROTOR  
CARBIDE



Reinforced chassis with replaceable wear-resistant steel plates  
5 rows of tempered counter cutters for a perfect mulching result

COUNTER CUTTERS  
WEARPLATE

# MIDIFORST

max. 25 cm Ø      80-130 HP

## Compact forestry mulcher with high performance

The MIDIFORST forestry mulcher is ideal for a wide range of jobs - in forestry: for the care of wood land and forest paths, electricity and gas pipelines, cleaning after the harvesting of wood, for the construction of fire breaks ...

and in agriculture: renewal of existing fruit and wine plants, berry plant and further landscape maintenance.


### Standard version and specifications

- > Mulches bushes and wood up to 25 cm [9.8"]Ø
- > Working speed 0-5 km/h
- > 3 point rear linkage cat. 2 central fixed
- > 1000 rpm gearbox with freewheel
- > Belt transmission
- > Hydraulically operated hood
- > Reinforced skids, adjustable in height
- > Front- and rear protection with chains
- > Tempered counter cutters
- > Standard rotor: combination of fixed hammers with tungsten carbide inserts MINI DUO and MONO PROTECT EXTREME

### Optional configuration and accessories

- > Front attachment
- > 3 point rear linkage cat. 1 and 2
- > 540 rpm gearbox
- > Centrifugal clutch
- > Guard frame
- > Rake hood
- > Support roller (instead of skids)



 [www.youtube.com/seppimulcher](https://www.youtube.com/seppimulcher)

Specifications · MIDIFORST	Tractor 80-130 HP		
Working width	175 cm [69"]	200 cm [79"]	225 cm [89"]
Overall width	204 cm [80"]	229 cm [90"]	254 cm [100"]
Depth	112 cm [44"]	112 cm [44"]	112 cm [44"]
Height	120 cm [47"]	120 cm [47"]	120 cm [47"]
Weight (base value w/o options)	1.240 kg [2730lb]	1.360 kg [3000lb]	1.470 kg [3240lb]
Belts	5	5	5
Fixed hammers · standard	38+2	42+2	46+2

### Tools



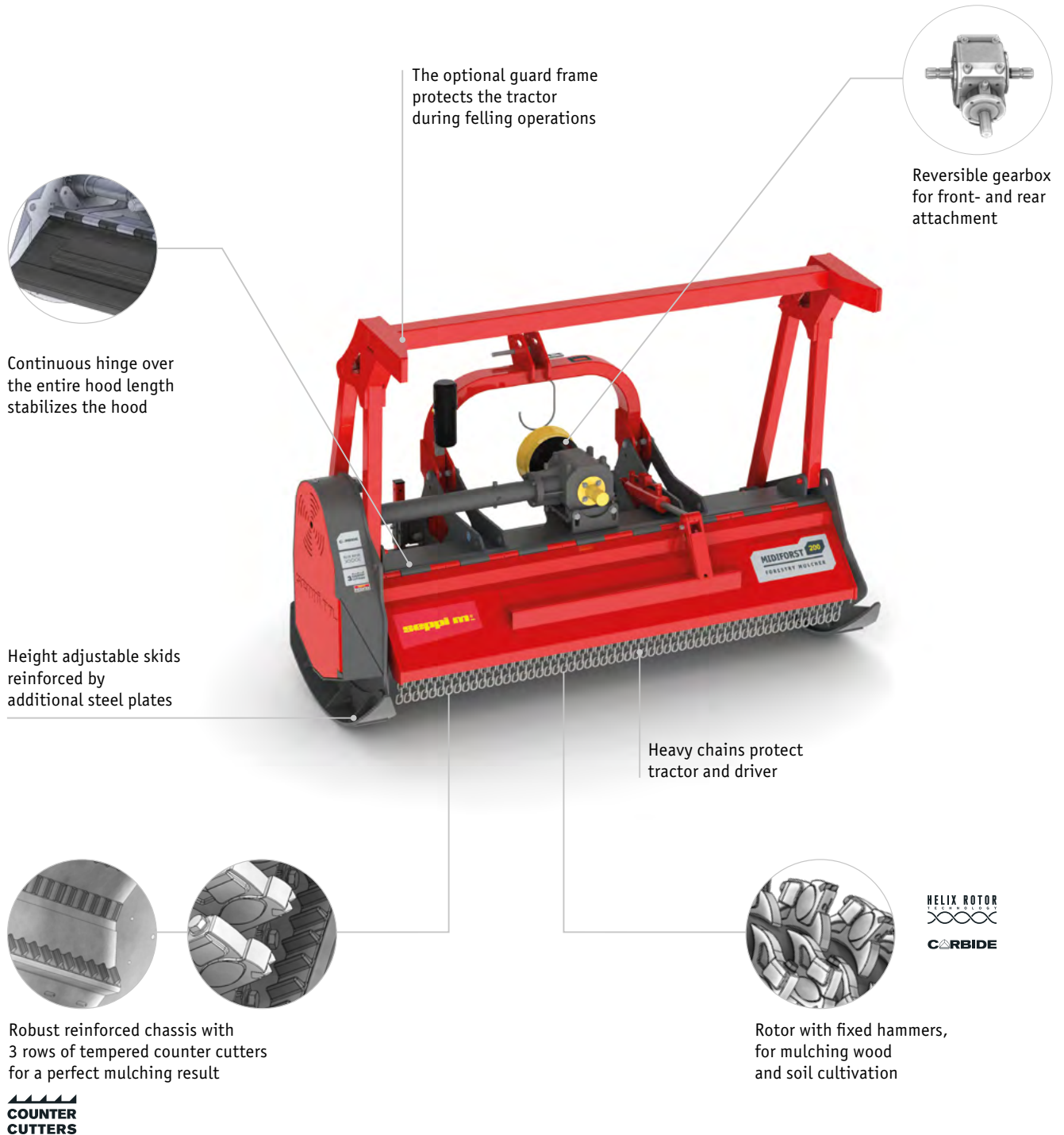
Fixed hammer  
MINI DUO



Lateral hammer  
EXTREME

## MIDIFORST · Specifications

Compact strong forestry cutter for medium sized tractors with reinforced chassis, welded belt protection and lateral deflectors.





# MIDIFORST dt

max. 30 cm Ø      120-190\*|240 HP

## Strong compact forestry mulcher - the classic!

This forestry machine certainly, punches above its weight with its robust construction.

For a forestry tiller like this, the fixed hammers are the first choice.

The patented rotor shaft and the hammers with additional tungsten carbide inserts make mulching and tilling very efficient. The patented tool holder system allow easy replacement of its hammers for minimum downtime.

## Standard version and specifications

- > Mulches bushes and wood up to 30 cm [11.8"]Ø
- > Working speed 0-5 km/h
- > 3 point rear linkage cat. 2 central fixed
- > 1000 rpm gearbox with freewheel
- > Dual side belt transmission
- > Hydraulically operated hood
- > Skids, adjustable in height
- > Front- and rear protection with chains
- > Tempered counter cutters
- > Standard rotor: combination of fixed hammers with tungsten carbide inserts MINI DUO and MONO PROTECT EXTREME

## Optional configuration and accessories

- > Combination of fixed hammers with tungsten carbide inserts MONO TIP V-LOCK and MONO PROTECT EXTREME
- > Front attachment
- > Hydraulic top link
- > ADAM™ Alignment system
- > Centrifugal clutch
- > Mechanical or hydraulic guard frame
- > Narrow skids



YouTube [www.youtube.com/seppimulcher](http://www.youtube.com/seppimulcher)

Specifications · MIDIFORST dt	Nominal Tractor Power 120-[190*]240 HP		
Working width	200 cm [79"]	225 cm [89"]	250 cm [98"]
Overall width	233 cm [92"]	258 cm [102"]	283 cm [111"]
Depth	125 cm [49"]	125 cm [49"]	125 cm [49"]
Height	115 cm [45"]	115 cm [45"]	115 cm [45"]
Weight (base value w/o options)	1.590 kg [3510lb]	1.930 kg [4250lb]	2.150 kg [4740lb]
Belts	2x5	2x5	2x5
Fixed hammers · MINI DUO + lateral	42+2	46+2	50+2
Fixed hammers · MONO TIP + lateral	61+2	68+2	75+2

\* with the optional >centrifugal clutch< the machine is limited to 190HP

## Tools



Fixed hammer  
MINI DUO



Fixed hammer  
MONO TIP V-LOCK



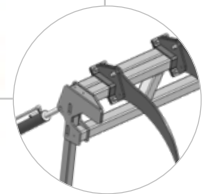
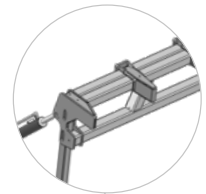
Lateral hammer  
EXTREME

## MIDIFORST dt · Specifications

Powerful mulcher for tractors between 120 - 240 HP\* with reinforced chassis, welded belt protection and lateral deflectors. The machine is completely covered and protected; easy access due to the hatch for service and maintenance.



**ADAM™ Alignment system**  
Angular adjustment protects the PTO shaft and the input shaft.  
The range of movement is even greater. (option)



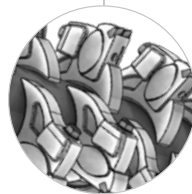
Guard frame for felling operations and to protect the tractor (option)

Machine interior completely covered, accessible via hatch

Lateral material deflectors


Height adjustable skids reinforced by additional steel plates

Heavy chains protect tractor and driver



**HELIX ROTOR**  
**CARBIDE**

Rotor with fixed hammers, for mulching wood and soil cultivation



**COUNTER CUTTERS**

Reinforced chassis with wear-resistant steel plates 5 rows of tempered counter cutters for a perfect mulching result

# MINIFORST

max. 20 cm Ø      60-100 HP

## Forestry mulcher for small tractors - versatile in use

MINIFORST is the smallest mulching machine of this series and can be attached to small and medium-sized tractors. It mulches grass and bushes up to 20 cm in diameter. Thanks to the different types of rotors, this mulcher can be adapted for specific work. The standard rotor with fixed hammers with two tungsten carbide inserts is perfect for general forestry operations.

For an application where a fast, clean cut is required, the optional hammer rotor with a sharp blades might be the choice.

If required, the mulcher will be delivered with a guard frame.

## Standard version and specifications

- > Mulches bushes and wood up to 20 cm [8"]Ø

---

- > Working speed 0-5 km/h

---

- > 3 point rear linkage cat. 2 central fixed

---

- > 1000 rpm gearbox with freewheel and through shaft

---

- > Belt transmission

---

- > Hydraulically operated hood

---

- > Reinforced skids, adjustable in height

---

- > Front- and rear protection with chains

---

- > Tempered counter cutters

---

- > Standard rotor fixed hammers MINI DUO with 2 tungsten carbide inserts

## Optional configuration and accessories

- > Fixed hammers with hammers MINI BLADE

---

- > Front attachment

---

- > 3 point rear linkage cat. 1 and 2


---

- > 540 rpm gearbox

---

- > Guard frame



 [www.youtube.com/seppimulcher](https://www.youtube.com/seppimulcher)

Specifications · MINIFORST	Nominal Tractor Power 60-100 HP			
	125 cm [49"]	150 cm [59"]	175 cm [69"]	200 cm [79"]
Working width	125 cm [49"]	150 cm [59"]	175 cm [69"]	200 cm [79"]
Overall width	149 cm [59"]	174 cm [69"]	199 cm [78"]	224 cm [88"]
Depth	115 cm [45"]	115 cm [45"]	115 cm [45"]	115 cm [45"]
Height	110 cm [43"]	110 cm [43"]	110 cm [43"]	110 cm [43"]
Weight (base value w/o opt.)	770 kg [1700lb]	880 kg [1950lb]	970 kg [2140lb]	1090 kg [2410lb]
Belts	5	5	5	5
Fixed hammers · MINI DUO	27	30	33	36
Fixed tool · MINI BLADE	27	30	33	36

## Tools



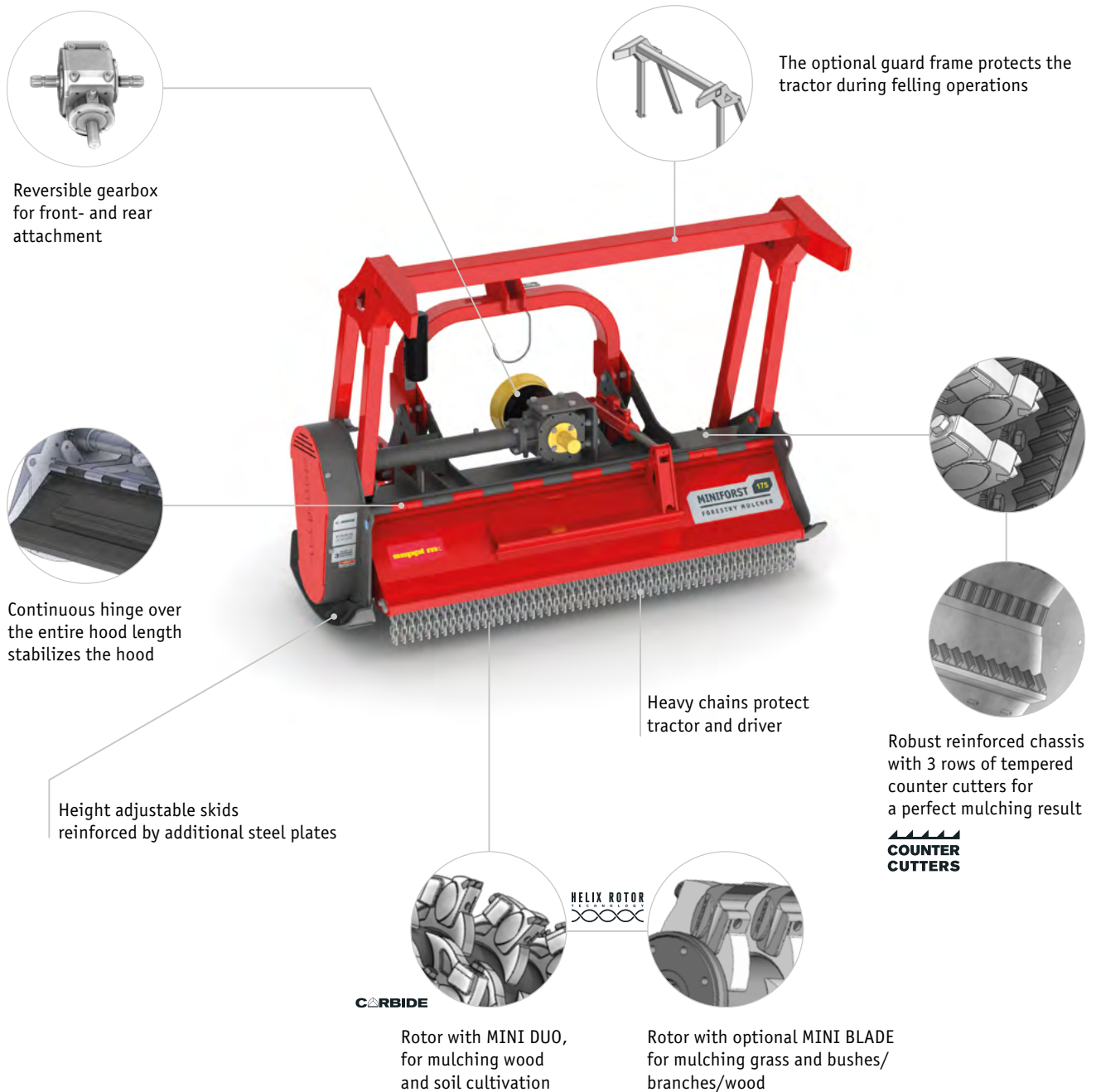
Fixed hammer  
MINI DUO



Fixed tool/knife  
MINI BLADE

## MINIFORST · Specifications

Smallest forestry mulcher from SEPPI M. in robust construction like the larger machines: with reinforced housing and welded belt protection.





# STARFORST

max. 40 cm Ø      180-350 HP

## Strong and manoeuvrable - highest performance with minimum weight

**Strong:** With the powerful rotor and its hammers with inserts made of tungsten carbide STARFORST withstands powerful mulching & tilling operations.

**Manoeuvrable:** Thanks to the innovative 3-point linkage with automatic alignment, the machine is very mobile.

With ADAM the forestry machine can be raised and lowered deeply for fast and easy tilling of stumps: locate the mulcher on the top of the stump and till it down in one operation - and all that remains is a heap of wood chips!

### Standard version and specifications

- > Mulches bushes and wood up to 40 cm [16"]Ø

---

- > Working speed 0-5 km/h

---

- > 3 point rear linkage cat. 3 central fixed

---

- > 1000 rpm gearbox with freewheel

---

- > ADAM™ alignment system

---

- > Dual side belt transmission

---

- > Hydraulically operated hood

---

- > Replaceable wear plates made of wear resistant steel AR400

---

- > Reinforced skids, adjustable in height

---

- > Front- and rear protection with chains

---

- > Tempered counter cutters

---

- > Rotor with a combination of fixed hammers with tungsten carbide inserts MINI DUO and MONO PROTECT EXTREME

### Optional configuration and accessories

- > Combination of fixed hammers with tungsten carbide inserts MONO TIP V-LOCK and MONO PROTECT EXTREME

---

- > Centrifugal clutch

---

- > Mechanical guard frame (various models available)

---

- > Hydraulic guard frame (various models available)

---

- > Narrow skids



[www.youtube.com/seppimulcher](http://www.youtube.com/seppimulcher)

**NEW:** Overall width adapted to road traffic regulations  
⇒ for an optimal use of the working width

Specifications · STARFORST	Nominal Tractor Power 180-350 HP		
Working width	210 cm [83"]	235 cm [93"]	260 cm [102"]
Overall width	248 cm [98"]	273 cm [107"]	298 cm [117"]
Depth	137 cm [54"]	137 cm [54"]	137 cm [54"]
Height	125 cm [49"]	125 cm [49"]	125 cm [49"]
Weight (base value w/o options)	2.900 kg [6390lb]	3.140 kg [6920lb]	3.430 kg [7560lb]
Belts	2x5	2x5	2x5
Fixed hammers · MINI DUO + lateral	43+2	48+2	53+2
Fixed hammers · MONO TIP + lateral	61+2	68+2	75+2

### Tools



Fixed hammer  
MINI DUO

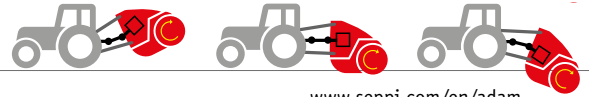


Fixed hammer  
MONO TIP V-LOCK



Lateral hammer  
EXTREME

## ADAM™ alignment system



### ADAM™ alignment system (standard feature)

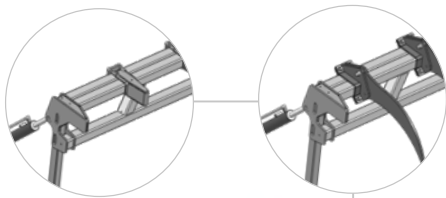
Hydraulic tilting of the mulcher by gear tracking with PTO shaft alignment. With the W-shaped angles the range of motion increases and the mulcher can be moved up- and downwards even higher. This angular adjustment protects the PTO shaft and the input shaft even at high loads and supports an ideal adaptation to the conditions of the roads. Advantages: longer service life of PTO and input-shaft, even deeper digging, working with an hydraulic alignment system is easier and faster.

[www.seppi.com/en/adam](http://www.seppi.com/en/adam)  
video ADAM™



### STARFORST

Powerful mulcher with robust chassis with internal replaceable plates made of high tensile and wear resistant steel. The machine is completely covered and protected; easy access due to the hatch for service and maintenance.



Optional guard frame for felling operations and to protect the tractor

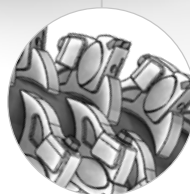
Machine interior completely covered, accessible via hatch

Lateral material deflectors

Height adjustable skids reinforced by additional steel plates




Heavy chains protect tractor and driver



HELIX ROTOR  
CARBIDE

Helical rotor with fixed carbide hammers for mulching wood and soil cultivation



COUNTER CUTTERS  
WEARPLATE

Reinforced chasis with replaceable wear-resistant steel plates  
5 rows of tempered counter cutters for a perfect mulching result