

MANTRAP SECURITY BOOTH

BoomGate[®]
Systems (PTY) LTD

Reg.No. 98/23505/07

Engineering Access Control





MARKET LEADER

- Used for reliability, ultra high traffic flow, virtually maintenance free.
- Designed to customers requirements.
- Exported world wide.



APPLICATIONS:

- To control high volumes in and out of high risk areas.
- Used to secure entrance to banks, office blocks, retail stores or any building.



CONFIGURATIONS:

- Single or Double.
- Sizes to accommodate wheelchairs or delivery trolleys.
- Doors can be fitted with bullet proof glass.



SECURITY LEVEL RATING: (LOW / MEDIUM / HIGH / ULTRA SECURE)

PEDESTRIAN SWING GATE	LOW	MEDIUM	HIGH	ULTRA HIGH
SINGLE			X	X
DOUBLE			X	X

SPECIAL FEATURES TO THE MANTRAP BOOTH

- Single solid maintenance free hinges.
- Tailgate IR Beams available on request.
- Lockable trap door in ceiling.
- Control logic function can be changed by changing the control chip, c/w battery back up, batteries not included.
- Heavy duty hydraulic door closer.
- 300kg up to 500kg magnetic locks.
- Doors are fitted with mortice lock.
- Special made push pull handles fitted to doors.





TECHNICAL SPECIFICATION:

ELECTRICAL REQUIREMENTS:

Power:	220V AC \pm 5%
Frequency:	50Hz
Power Consumption:	40W for single booth 80W for double booth
Logic Voltage:	12V DC
Maglock Voltage:	12V DC
Mantrap Dimensions:	Single : 2400mm (H) x 1000mm (W) x 950mm (D) ASSEMBLED Double: 2400mm (H) x 1900mm (W) x 950mm (D) ASSEMBLED
Weight:	Available on request – size dependent
Modular design:	The Mantrap Booth can be disassembled for easy transport. A disassembled Mantrap Booth can pass through a standard door.
Export:	Mantrap Booth can be disassembled and packed into purpose made pallet for export. Materials are treated for export.





AVAILABLE OPTIONS:

- Single or Double.
- Door to a surge cubicle.
- Mild Steel powder coated frames.
- 304 S/S Brushed frames.
- Aluminium frames.
- Glass is standard 6.38mm PVB laminated or bullet proof glass. B2 up to B7+.
- Heavy duty door closer per door. Standard 300kg up to 500kg magnetic lock.
- Mortice lock on booth door for locking.
- Walking man for indication Red/Green or LED lights.
- LED down lights available on request.
- Tailgate IR Beam strip to detect second person (optional).



Door Closer Option:

Non-hold open as standard.

Hold open on request.

Fire Evacuation:

All booth controls have provision for fire evacuation trigger.

Mimic Panel:

Available on request.



CONTROLLER OPTIONS

Dual Direction Controller	BGSBC1	Two Readers On Outside Of Booth	✓	Internal Emergency Push Button	✓	Presence Sensor/Direction Control	X
Dual Direction Controller	BGSBC2	Two Readers On Outside Of Booth	✓	Internal Emergency Push Button	X	Presence Sensor/Direction Control	✓
Dual Direction Controller	BGSBC3	Single Biometric Reader Inside Booth	✓	Two Push Buttons on outside of booth	✓	Presence Sensor/Direction Control	X
Dual Direction Controller	BGSBC4	Single Biometric Reader Inside Booth	✓	Two Push Buttons on outside of booth	✓	Presence Sensor/Direction Control	✓
Single Direction Bank Controller	BGSBC5	Emergency Push Button Inside Booth	✓			Presence Sensor/Direction Control	✓
Dual Direction Bank Controller	BGSBC6	Emergency Push Button Inside Booth	✓	One Push Button for Exiting Bank	✓	Presence Sensor/Direction Control	✓
Dual Direction Bank Controller	BGSBC7	Push Button Control Panel	✓	Mimic Panel	✓	Presence Sensor/Direction Control	✓
3-Door Booth Controller	BGSBC8	Single Reader Outside Of Booth	✓	Ransom Search Selector	✓	Presence Sensor	✓

BOOMGATE SYSTEMS OFFER SPECIAL NEEDS DESIGN

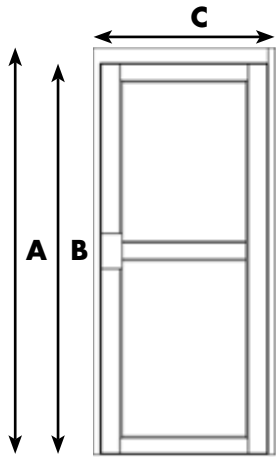
- Additional maglocks in door frame for more holding force.
- High – security deadbolt locking mechanism.
- Custom size booth to customers requirements.
- M/S, S/S 304, S/S 316.
- Automatic door opening.



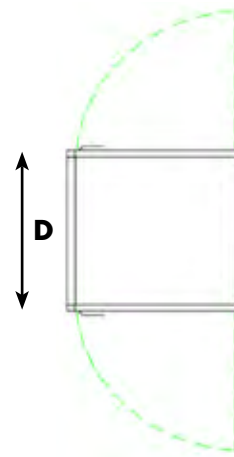


SECURITY BOOTH SPECIFICATIONS:

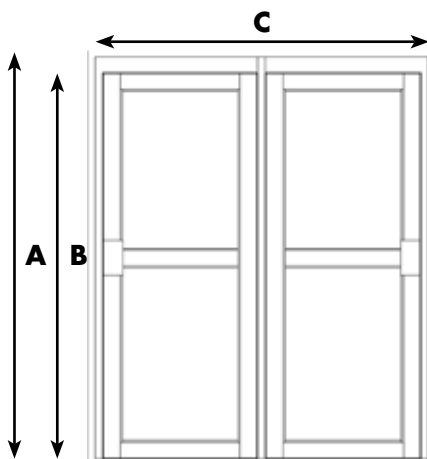
SINGLE ELEVATION



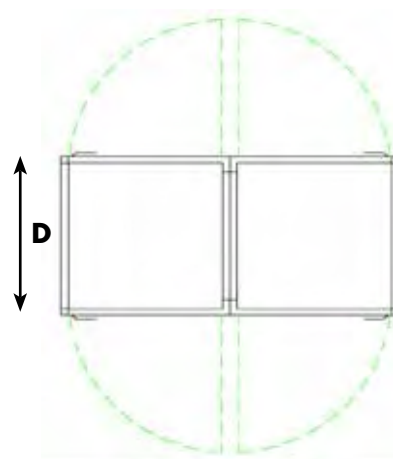
SINGLE PLAN



DOUBLE ELEVATION



DOUBLE PLAN



SINGLE MANTRAP BOOTH

A	Overall Height	2 300mm
B	Overall Door Height	2 200mm
C	Overall Width	900mm
D	Overall Depth	900mm

DOUBLE MANTRAP BOOTH

A	Overall Height	2 300mm
B	Overall Door Height	2 200mm
C	Overall Width	1 755mm
D	Overall Depth	900mm

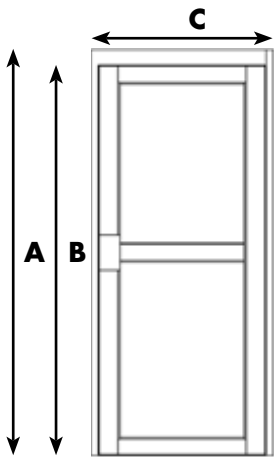
*Due to continuous improvement, products and design are subject to change without notice.



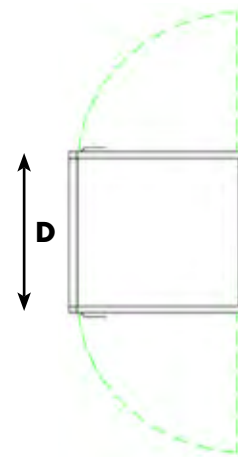


SECURITY BOOTH SPECIFICATIONS (WHEELCHAIR ACCESS):

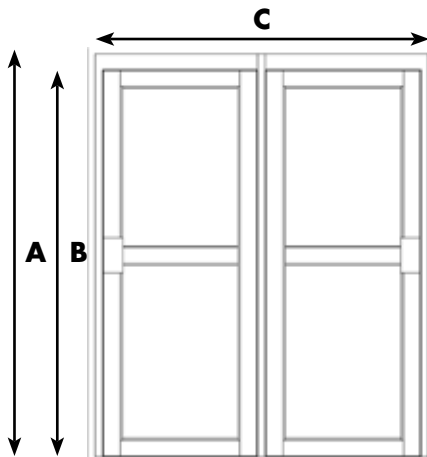
SINGLE ELEVATION



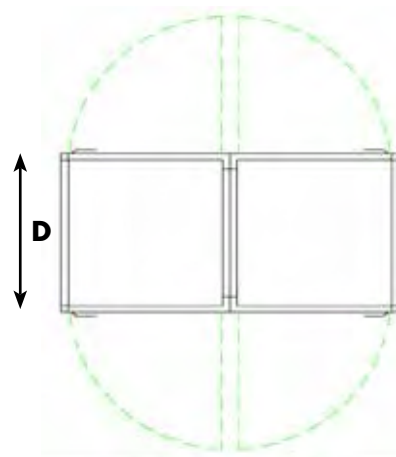
SINGLE PLAN



DOUBLE ELEVATION



DOUBLE PLAN



SINGLE MANTRAP BOOTH FOR WHEELCHAIR ACCESS

A	Overall Height	2 300mm
B	Overall Door Height	2 200mm
C	Overall Width	1 200mm
D	Overall Depth	1 200mm

DOUBLE MANTRAP BOOTH FOR WHEELCHAIR ACCESS

A	Overall Height	2 300mm
B	Overall Door Height	2 200mm
C	Overall Width	2 400mm
D	Overall Depth	1 200mm

*Due to continuous improvement, products and design are subject to change without notice.





BoomGate[®]
Systems (PTY) LTD

Reg.No. 98/23505/07 Engineering Access Control



JOHANNESBURG BRANCH: Tel: +27 11 674 4441 • Fax: +27 11 674 4450 • Email: boomgate@global.co.za

18 Minerva Avenue, Leaglen, Florida, Roodepoort, SOUTH AFRICA

CAPE TOWN BRANCH: Tel: +27 21 551 0849 • Fax: +27 21 551 8627 • Email: salesct2@boomgatesystems.co.za

Unit 2 Crest Park, 12B Longclaw Drive, Montague Gardens, Cape Town, SOUTH AFRICA

www.boomgatesystems.co.za

Manufacturers & Suppliers of:

- Traffic Barriers • High Security Spike Barriers • Road Blockers • Turnstiles • Security Booths • Pedestrian Barriers
- Paraplegic Gates • Speed Gates • Bollards • Goosenecks • Magnetic Locks • Metal Enclosures • Rubber Islands