








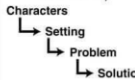

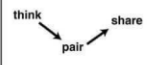





Raising Reading at REACH

Literacy, reading, vocabulary and oracy

<p>Reading area</p>  <p>We have a new reading area to encourage reading for pleasure for our students. This is stocked with a range of books and we have been successful in gaining a grant to buy more! We are asking students for ideas for the books that <i>they</i> want.</p>	<p>Oracy</p>  <p>We encourage students to talk in full sentences and to change any slang to Standard English in order to avoid misconceptions ('dank' does not mean something is good, 'peak' does not mean something is bad).</p>
<p>Reading support</p>  <p>Students who have a lower than average score receive extra support during lessons to help decode and understand key vocabulary.</p>	<p>What we are reading</p> <p>Staff share what they are reading to encourage discussions about books. Displays are updated regularly.</p> 
<p>Reading Rewards</p> <p>Students are rewarded for reading aloud in class. There is also a termly prize draw for students to enter every time they read a book and feedback about it.</p>	<p>Read like a</p> <p>Curriculum areas are working on the best way to teach their subject vocabulary using strategies shared in CPD sessions.</p> 

Reading Comprehension Strategies

<p>Re-read the Text</p> <p>more information = more understanding</p>	<p>Activate Prior Knowledge</p>  <p>what do I already know about this?</p>	<p>Use Context Clues</p> 
<p>Infer Meaning</p> 	<p>Think Aloud</p>  <p>talk through it</p>	<p>Summarize the Story</p> 
<p>Locate Key Words</p> 	<p>Make Predictions</p> 	<p>Use Word Attack Strategies</p> <p>rereading</p> <p>re · read · ing</p> <p>(prefix) (root) (suffix)</p>
<p>Visualize</p> 	<p>Use Graphic Organizers</p> 	<p>Evaluate Understanding</p>  <p>what did I learn?</p>