

Let's get

# Chalking

Issue 3, January 2020

Save **THE DATE**  
March is the month of  
**EXCLUSIVE PRIMA**  
**WORKSHOPS**



Step by step guid to DIY  
**PAINTING CURTAINS**  
by Maria von Podewils @  
Homemade with Heart

**PRODUCT OF THE MONTH**  
**LIQUID METAL BAHAMA**

**SHOP TILL YOU DROP**  
Find a store near you in our  
exclusive classified section





Proudly brought to you by  
**Granny B's Old Fashioned Paint**



WE ARE GIVING A **FREE BRUSH** WITH EACH ORDER OF MINI **GRANNY B** PAINT



**VALENTINES DAY SPECIAL**

[www.grannyb.co.za](http://www.grannyb.co.za)    



- 1** Ask the experts
- 3** Coming up - Prima South Africa Tour
- 3** Workshop Calender
- 5** Whats New - Liquid Metal Bahama
- 6** Mixing colours with Granny B's - Delf Blue
- 7** Featured Artist - Ursula James
- 9** DIY Curtain Makeover by Maria von Podewils
- 10** DIY Dino Egg with Love 2 Party
- 12** Classifieds



# Ask the Experts

Email us at [letsgetchalkingmag@gmail.com](mailto:letsgetchalkingmag@gmail.com) or Post your Question to our Facebook group <https://web.facebook.com/groups/GBpaintstudio/> and tell us what you need to know about chalk paint / Paint Techniques.



## Paint Brushes... What you need to know

Paintbrushes range in size from 25 mm to 150 mm. Hamilton Fibreglass brushes have plain wooden handles with so-called "pure bristles". These brushes are blonde, and the brushes are neither bushy, nor thin. They taper down to a "chisel point" as one works with them. These brushes are my personal favourites.

Brushes made of natural bristles are unsuitable for water-based paints as the bristles bunch together. They function perfectly well when used with oil-based paints or varnishes.

There are many advantages to using a high quality or more expensive paintbrush, as opposed to using cheaper ones. High quality brushes are able to "hold" more paint and thus the job will be completed in a shorter time. A high quality brush, usually has a tapered end, which means there are shorter bristles on the outside and longer bristles in the centre. The painter therefore has more control over how much paint is used and where it is applied.



## Coming up



**Tip:** The golden rule for excellent craftsmanship is to sand between every coat. The reason is to key the surface for the following coat to adhere to the previous coat. This will prevent paint from chipping off. Sanding carefully with an extra fine sanding cloth or fine steel wool will not scratch decorative paint effects.

## Write and WIN!

The winning question will win a Granny B's Started Pack Valued at R299



re·design<sup>®</sup>  
WITH PRIMA  
DIY SIMPLIFIED

MUSEE DE  
L'ORANGERIE  
PETIT PALAIS



  
38, rue Bourbon, 38  
HATELLERAULT

## DECOR TRANSFER<sup>®</sup>

Instant beauty on virtually any surface you can imagine. Simply peel, rub-on and transfer a beautifully detailed design to transform your next piece into a work of art.



ITEM NO  
643720

**"SPRING  
FLOWERS"**

PROJECT BY  
Q is for  
Quandie

# Coming up

To list your workshops or other paint related event email us on

[letsgetchalking@gmail.com](mailto:letsgetchalking@gmail.com)

All listings must be sent at least a month in advance.

## SAVE THE DATE! - mid March '20

Prima's Tour of Gauteng - South Africa

Those of you that follow furniture art, functional art and Re-design's products will know just who Cari Fennel is..... the good news is that from mid-March Carri will be out from the USA hosting several workshops as part of a Re-design with Prima and Granny B's collaboration.

Keep your eye out for the events hosted at our stockists and be sure to act early as seats for all events will be limited ☒

Cari Fennell is the social media director and a member of the marketing team for the re-design with Prima® collection for Prima Marketing Inc. She has been working in the home decor industry for over two years and coordinates the re-design with prima® home decor ambassador team. Prior to this, she worked in the mixed media and paper craft industry for over 10 years for Prima, building the boutique brand on social media and holding education seminars for retailers all over the world. Cari has taught at large trade show venues, retailer events as well as consumer events for brand marketing and education using Prima's innovative products.



Keep an eye out on our Group for updated workshops in the events tab.

<https://web.facebook.com/groups/G-Bpaintstudio/>

## February 2020

1, 10:00am - Plant Pot Workshop, Cassie's Workshop, - email [info@cassies-workshop.co.za](mailto:info@cassies-workshop.co.za) or whatsapp 0795327999

1, 10:00am - Mouldit Demonstration, Vanderbijlpark - Marne 082 9234318

8, 10:00am - Mouldit Demonstration, Centurion - Marne 082 9234318

## March 2020

19, Keetmanshoop - Kleur Dag Vir Dames - WhatsApp: +26463224206



# Plant Pot Workshop

31 January OR 1 February

9am - 1pm.

Includes materials, pots, paints, stencils, moulds & coffee/tea on arrival.

R850pp

Email [info@cassiesworkshop.co.za](mailto:info@cassiesworkshop.co.za)  
OR WhatsApp 0795327999

[www.cassiesworkshop.co.za](http://www.cassiesworkshop.co.za)



- \* Art & Craft Supplies \*
- \* Creative Classes \*
- \* Vinyl Cuts \*
- \* Laser Cutting & Engraving \*

c/o Hage Geingob & St Georges streets  
Otjiwarongo (Inside Ninley's Flowers)

Tel: +264 81 424 0978

Email: [emetcrafts@gmail.com](mailto:emetcrafts@gmail.com)



## Creative sessions Jan/Feb 2020

### JANUARY

Date	Time	Session	Cost	Detail
11	09h00 - 12h00	Chalk paint 101	N\$ 450	Learn various techniques with chalkpaint while completing a mini project
18	09h00 - 12h00	Birthday calendar	N\$500	Decorate a wood birthday calendar with chalkpaint, decoupage and stencils
25	09h00 - 12h00	Mosaic project (2x placemats or tray)	N\$ 650	Mosaic project and basic mosaic supplies included
31	14h00 - 16h00	Mommy & me Ballerinas	N\$ 300 for mom and one child	A creative art session that you attend with your child. We will be painting and decorating ballerinas on canvas

### FEBRUARY

Date	Time	Session	Cost	Detail
1	09h00 - 12h00	Table for two	N\$ 450	Paint a table runner and make a mini lampshade for the perfect romantic table for two
7	14h00 - 16h00	Mommy & me Beach theme	N\$ 300 for mom and one child	A creative art session that you attend with your child. We will be painting and decorating a beach/sea themed project
8	09h00 - 12h00	Pewter gift box	N\$ 450	Decorate a gift box and add a special pewter heart
15	09h00 - 12h00	Vintage frame	N\$ 450	Paint and decorate the perfect vintage frame for a mirror or photo
21	14h00 - 16h00	Mommy & me In the garden	N\$ 300 for mom and one child	A creative art session that you attend with your child. We will be painting and decorating a garden themed project
22	09h00 - 12h00	Chore board	N\$ 500	Paint and decorate a chore board/reminder for mom or kids to remember to do important tasks
28	16h30 - 19h00	Giant clock part 1	N\$ 900	Paint and decorate a large (500x500mm) wall clock
29	09h00 - 12h00	Giant clock part 2		Project and basic supplies included, Friday session includes wine & snacks

Want to learn how to plan and use mouldit reusable silicone moulds to up-cycle and create your own unique home decor, then don't miss out on this demo!

Date: 01 February 2020  
Time: 10:00  
Cost: R 100  
Place: Olympic Mica, 2 Puffer Str, Vanderbijlpark  
Bookings essential  
[workshops@chakaboutpaint.co.za](mailto:workshops@chakaboutpaint.co.za)

# mouldit Demonstration

Why use silicone mould?

These re-usable, heat resistant silicone moulds offer endless creativity with unique & detailed pieces to transform or add onto any furniture or decor piece. Use them with paper clay, ceramic clay, casting stone and more. They are even food safe.



# Whats New

Our newest metallic -Bahama Liquid Metal  
Our 3rd and final installment of the Kokomo Collection -  
collect all 3



Our Liquid Metal is a water based, kiddy-safe, self-sealing true metallic formulation.

Liquid Metal has excellent adhesion qualities. Liquid Metal will adhere to most other for glossy surfaces, de-gloss slightly as needed with light sanding or priming with a layer of Granny B's chalk-finish paint.

## Directions:

- Stir bottle well, a silicone brush or sponge brush can be used to apply product
- The finished product will create a metallic, non porous satin finish.
- Clean your equipment with clean soapy water
- Please remember to seal paint container as air will dry-out the product
- Allow about 60 minutes between coats and up to 2 hours to completely dry

Liquid Metal is a gel based product and if you find it a little too thick simply add some distilled water to thin it out.



# Mixing colours with Granny B's



## Delft blue

The great thing about the Granny B Colour Palette, apart from the gorgeous colours, is the fact that the colours, from an artist's perspective is so pure that you can mix any colour your heart desire. With the 35 colours, you are already spoiled for choice but we often get an enquiry as to how to mix the amazing indigo blue that appears in fine china. We recently created a display frame for a heirloom china collection and needed that exact blue – so of course we have to share this formula with you!! We wanted a slightly darker blue, leaning more towards delft than the blue in chinese ginger jars.

Here's How:

We used Midnight Blue, Blueberry Pie and Purple Reign to mix this blue. (should you want the lighter ginger jar blue then omit the Midnight Blue).



We started with about a teaspoon of midnight blue already in a jar, a tablespoon and a half of Blueberry Pie and a whole 50ml jar of Purple Reign. We mixed it very thoroughly with an ice-cream stick.

We tested the blue by letting it dry on paper and on the ice-cream stick. The reason for this is that the paint dries slightly darker than the colour it is when it is wet.

Voila! You have a gorgeous Delft Blue.



Ursula James

# Featured Artist



I am born in Namibia with mixed roots. Real Platteland / country girl with Afrikaans mom and German father. Currently based in Aussenkehr in the far south of Namibia, but dreaming of Lüderitz. Full time bookkeeper and working currently for my husband, Michael. We have one boy, Migael 8 and he loves painting with mom. My husband is really supportive and working for him makes me more flexible which enable me to travel and hosting painting workshops in Namibia.

With the classes I want to empower people and inspire them to be creative. Every one can be creative since God was the first creator and we are created in His own image. Creativity is in our genes; we must just learn some techniques to release our inner creativity and loose the fear to try something new. Being creative is really therapeutically and relaxing.

Since I am a country girl whose heart is by the sea my pieces normally have a weathered and rustic look with simple detail. Not your typical furls and curls girl who like pink and flowers, but a plain Jane who loves too adds some bold colours to make my pieces different. Don't like it to play save.

I'm not an artist, but a keen hobbyist who like sharing her knowledge and always on the look-out to learn more techniques and mediums. My highs were caused by my lows. One of my highs was when we moved back to Aussenkehr where there are no Arts & Crafts stores near for hundreds of kilometres. I started to search for suppliers to enable me to start an Arts & Crafts section in my husband business.



Then my paths cross with Granny B's Old Fashioned Chalk Paint since back then Chalk Paint was the newest talk in the arts & crafts section. Soon realised people don't buy products if they don't know how to use it. And that is how I started hosting workshops myself since I was quite impress that you can use Granny B's paint with almost all the craft mediums out there and no art school or shop hosting workshops in the south of Namibia. That is how Disa Creative started inside Disa Electrical, Namibia.

Pinterest and social media have opened my creative window. Love to page every day quickly and see what everybody out there is painting and making something old again beautiful.

There is so many amazing artists out there right now, but must confessed I don't really follow talented people who paint furniture. Fine art and multimedia artists out there is the once I admire and follow. I will rather try and paint my own something on furniture before transferring it on. Most of the transfers out there are flowers and French style and that is not my personal favour. Must say Re-Design with Prima got now few which caught my attention.

If I could turn back the clock I would have gone studied as a teacher – art teacher for school children. I love teaching people different painting techniques and see how they come alive when they mastered it and made something beautiful.

I absolutely love Layering and using multiple mediums since I love working with colours and mixing my own colours. If I could share one tip it would be to keep on layering and building on it, don't be afraid. Less is not always more. Don't stop until you are happy. Only you will know how many layers of paint is on that piece and when something is really finished.



I am a dreamer and believe in the following two quotes:

Mark Batterson quoted: "The day we stop dreaming is the day we start dying."

Chris Burkmen quoted: "The death of a dream is the day that you stop believing in the work it takes to get there."

Anita McLaughlin with her STILLBAAI ART RETREAT inspired me and after spending a whole weekend attending one of her workshops my dream develop of my own Lüderitzbucht Art Retreat. Bonus will be a studio in a art gallery type coffee shop where I can sit the whole day painting furniture or special painting with a view over lovely Luderitz serving people when they enter and then continue being creative, hosting art workshops or give one-one classes. Must be a space where other creative people also can come and paint and unwind and ask for help / advices if necessary.



# DIY Curtain Makeover

By Maria von Podewils  
@ Homemade with Heart



I've had these calico curtains in our bedroom for years and replacing them was out of the question ..... still in a good nick but very blah in our newly redecorated bedroom, I decided to give them that umph they needed by stencilling a pattern on them, using Granny B's Old Fashioned Paint - Dove Grey and one of their floor tile stencils ..... yes, you can paint on fabric and get awesome results!



I thinned down my paint a little and using a stencil brush, I started in the middle of the curtain, working my way down with a space of 10cm in between each pattern. I did not want to have a repeated pattern on the next row so instead of starting with a full stencil I started with half a stencil. The paint went on very easy and there was no bleed through. I did not stencil the pattern solidly for I wanted to get that old, washed-out look. Finally I heat sealed the stencilled curtain by ironing it with a hot iron on the reverse side.

In one morning, I was able to achieve a look I love on two curtains!



Step 1:  
Gather supplies  
And prep work space



Balloons  
Old newspapers  
Washing pegs  
Place to hang up balloons  
Wood glue+water mix

Step 2:  
Blow up,  
hang balloons  
and  
Get ready for a  
messy  
Situation



Step 3:  
Paper mache  
The bottom half  
Of the balloons  
And let dry



Tip: if you are not  
like Me  
(messy) .  
use gloves.  
And line your  
Floor with plastic  
And wear  
an apron



Step 4:  
Buy paint.  
I suggest  
Granny B's.  
4 new colors  
Added to my  
Collection

Step 5:  
Pop the  
balloons  
After the  
paper is  
Completely  
dry.



Unless you  
Don't like  
Popping them,  
Cut a tiny hole  
By the 'nose' of  
The balloon for  
Slow or release.

Step 6:  
Paint outside  
Of shell in  
A solid Color  
And splatter  
Some different  
color paint  
All over.



Step 7:  
After outside  
Is dry, paint  
Inside the  
desired  
Solid Color.  
And walalll  
Dino egg  
plates/bowls



**Love2Party**

Is here for your party/event  
decorating needs!  
For more info and my contact  
details visit my website  
[www.allinolly.wixsite.com/  
love2party](http://www.allinolly.wixsite.com/love2party)





# LGC Classifieds

## **Gauteng**

The Village Craft Market  
Douglasdale  
Alan 011 704 6971

Paintwise Paints  
Moreletapark  
012 998 3493

Fir Furniture  
Boksburg  
Kenneth 011 917 0028

Fir Furniture  
Meadowdale  
Kenneth 011 453 7685

Fir Furniture Stoneridge  
Edenvale  
Kenneth 071 641 4899

Lifestyle Garden Centre  
Randburg  
Maggy 0117925616

Universal Paint Princess Crossing  
Roodepoort  
Shawn 0117681227

Paintwise Paints  
Centurion  
012 653 5206

Die Raamwinkel @ The Collection  
Garsfontein  
Belinda 0827865094

Garden Shop Menlo Park  
0124605137

Pietria Hardware Meyerton  
Pieter 0163620038

Universal Paint Centurion  
Sean 012661055

Paintsmith On Jean Centurion  
0875874093

WH Hardware Brakpan  
Wayne 011 7409 163

Mica Paint Centre  
Northriding  
Pauly 011 794 3673

Jack's Paint  
Melville  
Ettiene / Loraine 011 482 3137

Kungwini Mica  
Bronkhorstspuit  
Martin 013 932 3129

Mari'a Belle  
Krugersdorp  
Ria/Mari 082 297 8501

MosMooi Decor  
Centurion  
Jeanne 084 941 3217

Jack's Paint  
Montana Pretoria  
Melanie 012 548 7874

A2Z Paint / Zanda and Zenith Paint  
Pretoria North  
Emmanuel 0677693287

Essential Hardware Mall @55  
Centurion  
Jamal 01200407501

Pottery Junction  
Edenvale / Dowerglen  
Rosie 011 453 2721

The Seedpod  
Fourways - Broadacres  
Jill 0114650375

Touch Wood Furniture  
Primrose Cizanne 011 828 3619

The Vintage Corner  
Vereeniging  
Chane 016 423 4405

Jack's Paint  
Northmead Square  
Gino / Jenny 011 425 6853

Blessings In Bloom  
Sinoville PTA  
Esna 083 254 8094

Paint Emporium  
Broadacres / Fourways  
Gregory 011 465 0081



# Submit a BRAND NEW listing email us on [letsgetchalkingmag@gmail.com](mailto:letsgetchalkingmag@gmail.com)

Essential Hardware  
Centurion / Midstream  
Jamal 012 942 1001

Mega Mica Eastgate  
Bedfordview  
Riaan 011 616 4129

The Little Coffee Shop  
Boksburg  
Inge 011 917 1212

Fine Furnishers  
Kempton Park  
Morne 0119763306

Paint Emporium  
Blackheath / Cresta  
Ettiene / Morne 011 678 4848

Die Plaashek  
Kromdraai Sterkfontein  
Tania 083 564 9527

Rebel Paint & Hardware  
Olivedale  
Chris / Sarah 0117040180

The Garden Shop  
Broadacres  
Linsay 011 465 4216

Loelin's Arts and Crafts  
Randfontein  
Lindie 0116922449

Wanna Paint Pretoria North  
Giesenburg Centre  
Hennie 083 301 8737

Jack's Paint  
Vanderbijlpark  
George / Justin 016 981 9135

Chalk It Up With Jenni  
Glenhazel  
Jenni 0846047543

Colour Creations Paint & Hardware  
Midrand  
Paul Webb 0114660080

Jack's Paint  
Bryanston Grosvenor Crossing  
Jarid 010 599 0204

Events by Gabi Northriding  
Gabiella 072 1302 916

Lavender & Lace Laser and Crafts  
Centurion  
Johan Pistorius 0828030126

DIY Depot  
Kameeldrift  
Heidi 012 547 1627

Just Different  
Alberton (By appointment)  
Yvette 083 2090 817

Jack's Paint  
Randburg  
Jarid 0114521817

Leroy Merlin / Adeo  
Edenvale  
Melashin 0104938000

Jack's Paint  
Modderfontein / Edenvale  
Jarid 0114521817

Chalk It Up  
Cullinan  
Anne-Marie 0824509652

Paint N Colour  
Roodepoort  
Christo 0117636135

Boskruin Mica Boskruin Tim  
0117937377

**Freestate**  
Benedictions  
Bloemfontein  
Amanda 0815474718

Blommies Pawnshop  
Odendaalrus  
Cindy 057 354 4500

Buildmat  
Welkom  
Francios 057 396 2149

Paris Antiques  
Parys  
Jason 082 655 5762

Du Plessis Meubels  
Henneman  
Teresa 057 573 3412

Ladybrand Mica  
Jaco 051 924 0843

Nostalgia  
Viljoenskroon  
Liza 056 343 0073

Frank Korb Pharmacy  
Riebeeckstad  
Gerrie 0573881085

Jack's Paint  
Parys  
Lorraine 056 811 5070

Handi In DIY  
Gardenia  
Charl 0514463283

Handi In DIY Langenhoven  
Bloemfontein  
Charl 051 446 3283

Sommer Net Mooi  
Fichardtpark Yolandi  
0833001560

Blanche Gifts  
Ficksburg  
Anzelle 084 637 1680

Dulux  
Senekal  
Chanel / GJ Brits 076 399 7335

GK Art & Craft  
Kroonstad Gladys  
Amanda 0724435027

Kroon Glas  
Reitz  
Francious 727,990,405

Panorama Hardware  
Frankfort  
Lizete 058 813 2481

DIY Depot  
Vredefort  
Renchia 056 931 0172

Riemlander Trading Post  
Heilbron  
Lizane 072 523 8581

Solomons Mica  
Bethlehem  
Gerard 058 303 4930

Superstore DIY Depot  
Koffiefontein 053 205 0470



**Freestate Continued**

U'neeque & Special  
Bloemfontein  
Amanda 076 224 8441

Koekeloer Koffie & Geskenke  
Marquard  
Karlien 083 306 2732

**Kwazulu - Natal**

Cheritta Stols  
New Castle  
083 463 0790

Craftmaestro  
Shelly Beach  
Karin 072 3100670

Craft Corner  
Kloof  
Bevan 0826595572

Tugela Apteek  
Bergville  
Suzette 036 448 1282

Mooi Loft  
Mooi River  
Francine 033 263 1590

Paint and Beyond  
Hillcrest  
Briget'0317651313

The Valley Hardware  
Chasedene Pietermaritzburg  
Mike / Tyler 033 342 0705

Biekie Van Als  
Empangeni  
Neelet Wessels 035 772 1361

Serendipity Framing Studio  
Richards Bay  
Dawie 035 789 0554

Halfway Trading Drummond,  
Botha Hill  
Cheralynne 0834637903

Homemade with Heart  
Hibberdene  
Maria 073 308 0081

Imagine That Arts  
Umhlanga Ridge  
Cecile 031 561 2018

Paint and Beyond  
Umhlanga Ridge  
Briget 0315617402

Back In Thyme  
(Shongweni Farmers Craft)  
Shongweni  
Richard 082 455 1959

Back In Thyme  
Assagay / Botha Hill  
Richard 082 455 1959

**Eastern Cape**

Karoo Styl  
Cradock  
Rindi 082 651 1572

Usave Wholesavers  
Jeffreysbay  
0422933310

Vincent Hardware  
East London  
Warren 0437266779

WG Mica Hardware  
Queenstown  
Cassim 045 839 4144

Noom Coffee Shop and More  
Grahamstown  
Cindy 0832340420

Rolize Kreatief  
Aliwal North  
Rolize 082 876 1948

Arts and Crafts Goodies  
Port Elizabeth  
Johan 041 5813 888

Build It - Grahamstown  
Philip 0466223158

Peace of Art  
Port Elizabeth Walmer  
Nelmarie 0827709994

Alley Art Studio  
Port Elizabeth, Kamma Park  
Lynnes 0662003028

A-Lie Bokness  
Strand  
Annelie 073 4823 650

In Die Hartjie  
Middelburg  
Anel 079 583 3699

**Northern Cape**

Le Chanz Materiale  
De Aar  
Marisan 083 409 1186

At The Studio / Lavendar & Lace  
Kimberley  
Cassie / Gale 0828397237

Blandior  
Jan Kempdorp  
Talana 073 1510 493

Dulux Paint Centre  
Kathu  
Lindi 053 723 1418

Kakamas Apteek  
Kakamas  
Mischane 054 431 0899

Vintalore Calvinia  
Lizette Tredoux 083 404 5351

Oranje Mica  
Upington  
Suzzane 054 332 5010

Sean Blake Building Supplies  
Kuruman  
Sean 0537122096

Dagbreek  
Griekwastad  
Linda 083 447 5406

Sonetties  
Calvinia  
Sonet 083 532 6383

Kakams Mica  
Kakamas  
Suzanne 0544311814

Lavender & Lace  
Kimberley  
Gayle 053 832 7542

**North West**

Raamhoekie  
Potchefstroom  
Nicolene 018 297 3999

Stella's Creative Talents  
Klerksdorp  
Christel 083 286 8782

Burgers DIY  
Vryburg  
Carman 0539275616

The Paint Chix  
Hartbeestpoort Dam  
Lynda 0114939100

Avalanche  
Mafikeng  
Carol 018 381 0919  
Rustenburg  
Tersia 084 5104 426

Well - Design Interior and Gifts  
Delareyville  
Welmarie 0865672674

Tiekiedraai Padstal  
Potchefstroom  
Dawid / Amanda 0182911025

De Beer  
Potchefstroom  
Andre De Beer 082 461 5873

Werksmandjie  
Sannieshof  
Ria 0766393435

Dulux Paint Centre  
Lichtenburg  
Dirk / Werner 0183814748

**Western Cape**

Swartlandpale Garden & Décor  
Okavango  
Jeanne 0219818219

Houtkwas  
Haartbeesfontein , Hopefield  
Trudie 0837456446

Chalk and Cheese Paint Decor  
Strand  
Zelda 021 852 7456

Kreatief Skryfbehoeftes  
Wellington Mariette 021 0200 264

Paintworld  
Belville  
Barry 021 914 7779

Lumber City  
Clanwilliam  
Adina 027 482 1514

Paintsmiths  
Paarl  
Elzette 021 871 1247

Village Paint & Hardware  
Kuils River  
Jayne 021 559 7788

Paintsmith  
Longbeach Noordhoek  
Mark 021 785 7269

Ronel Neethling Interiors  
Montagu  
Ronel 0236143199

Steyns Building Supplies  
Stillbaai  
Willem / Danie 028 754 1228

Midas Paintsmith  
Bredasdorp  
Stefan 0784241522

Sjiek my Shabby  
Voorbaai  
Amanda 083 273 9242

Koeleloor Geskenk Winkel  
Pearly Beach  
Nelia 028 381 9625

Pattekloof Spar  
Pattekloof  
Michel 021 911 1010

Paintsmiths Hermanus  
Sand Baai industrial Hermanus  
Johan Labuschagne 0283133745

Jack's Paint  
George  
Wiets 0448710400

LUV' IT  
Malmesbury  
Stefni 022 482 1216

Paintsmiths George  
Desire 044871 1111

Artland  
Claremont  
Linda 021 671 6001  
Do It Yourself Hardware  
Brooklyn  
Jacuelien 021 511 1839  
BuildIT  
Vredendal  
Jo - Mari 027 2132 260

Cassies Workshop  
Kirstenhof  
Haylee 079 5327 999

Tina Warrington  
Melkbostrand  
Tina 072 902 0633

Snuffels Tweedenhandsemeu-  
bels Hermanus  
Johannes 072 868 8844

Décor Magic  
Plettenberg Bay  
Kimberley 0822196946

Marze Botha Gallery  
Stellenbosch  
Marze 082 847 1022

**Limpopo**

Jack's Paint and Hardware  
Lephalale  
Jacque / Barend 015 292 1645

Daisy Express  
Alldays  
Wilma 082 921 7337

Adorn Gifts & Crafts  
Vaalwater  
Nadine 073 220 5680

Warm House  
Modimolle  
Charlie 083 285 5733

Craft Corner  
Groblersdal  
Nita 0132622066

Creadores  
Mokopane Central  
Hester 015 491 6511

The Art Box  
Setaria / Thabazimbi  
Gerda 083 291 3666

**Mphumalanga**

Bhyat's Ermelo Mica  
Ermelo  
Yusuf 017 819 4258

Micans Florist and Gifts  
Kriel  
Rochelle 082 939 2727

Mica  
Barberton  
Ronie 013 712 2626

Paint Africa  
Standerton  
Mina 017 712 1156

Bhyats Mica  
Amersfoort  
Yusuf 017 753 1306

Gift Barrel CC  
Marble Hall Groblersdal  
Diana 013 261 3115

Hout Geskenkies  
Lydenburg  
Tilly 083 303 1097

All Things Nice  
Middelburg  
Gertina / Kookie 082 554 4968

Lekker Dinge  
Mafikeng  
Konri 083 943 9353

Something Old & Something New  
Piet Retief  
Alana 081 2703 060

HUR-T-ARA  
Bethal  
Annelies 0176472277

DIY Depot  
Trichardt  
Ernie 0176381384

Red Balloon Event  
Witbank  
Ina082 8760 717

**Polokwane**

Alta Hiesterman  
Roodepoort  
0828012774

**Namibia**

Disa Creative  
Cape Orchard Farm  
Aussenkehr  
Ursula James +264812428954

Dynamic Hardware & Steel  
Keetmanshoop  
Elmarie+26463-224206

Magnifique Gifts  
Suiderhof Windhoek  
Brigitte +26461-241013

Pupkewitz Megabuild Central  
Windhoek  
+26461-2916000

Pupkewitz Megabuild Lifestyle  
Centre Grove Mall,  
Windhoek  
+26461-2040700

Pupkewitz Megabuild  
Luderitz  
+26463-202036

Pupkewitz Megabuild  
Keetmanshoop  
+26463-223278

Pupkewitz Megabuild  
Orangemund Eastgate Shopping  
Centre  
+26463-234300

Pupkewitz Megabuild  
Walvis Bay  
+26464-203451

Pupkewitz Megabuild  
Swakopmund  
+26464-414800

Pupkewitz Megabuild  
Otjiwarongo  
+26467-302378

Pupkewitz Megabuild  
Tsumeb  
+26467-220480  
tsumeb@mps-pupkewitz.com

Pupkewitz Megabuild  
Grootfontein  
+26467-242075

Pupkewitz Megabuild  
Outjo  
+26467-311800

Hentiesbay SPAR  
Henties Bay  
+26464-500130

Kaap Agri  
Omaruru  
+26464-572800

Fiets Deli  
Mariental  
+264812487007  
+26463-243320

Jessica Schutte  
Stampriet  
+264-812741588