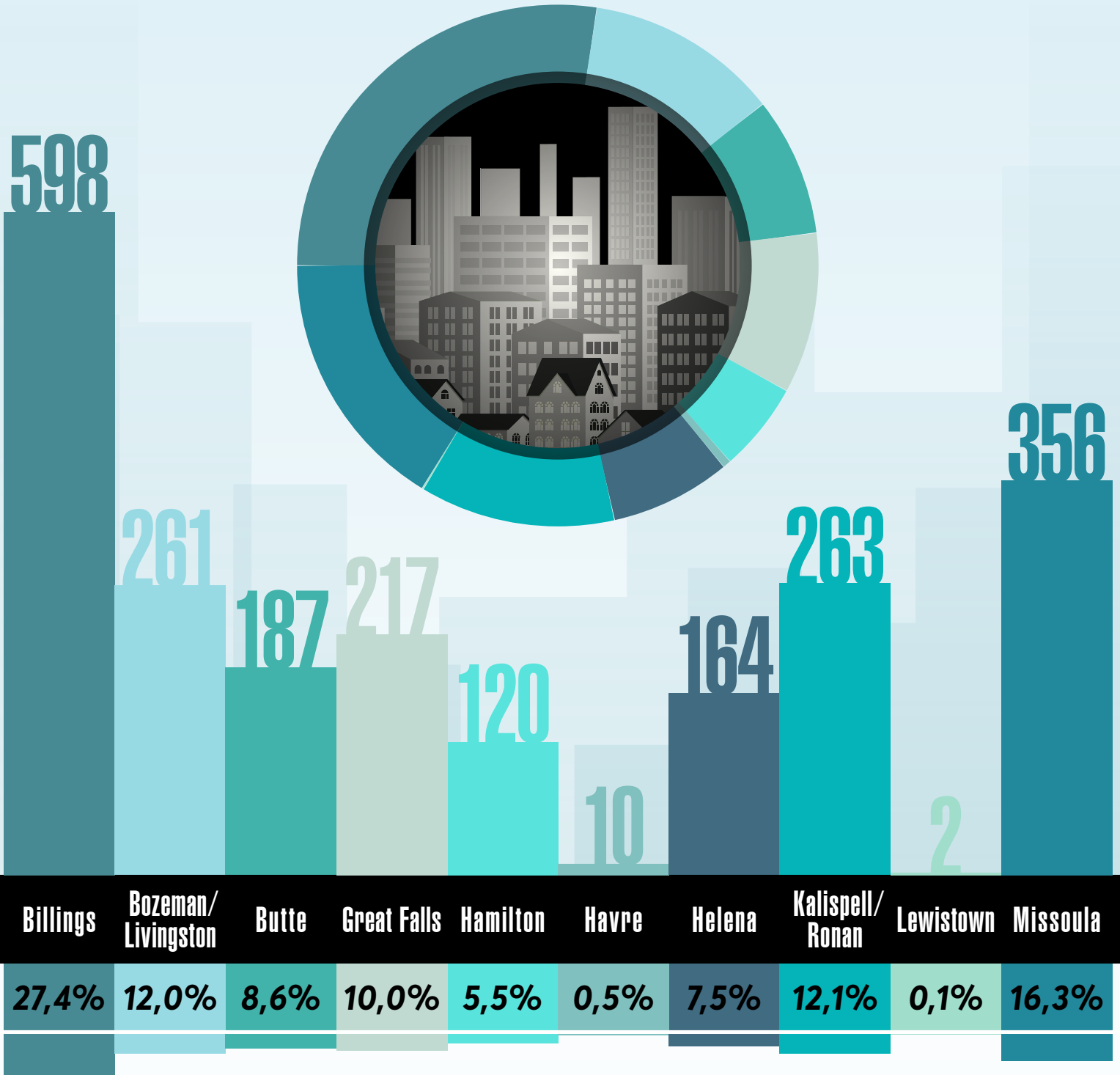



Total Homeless



2178



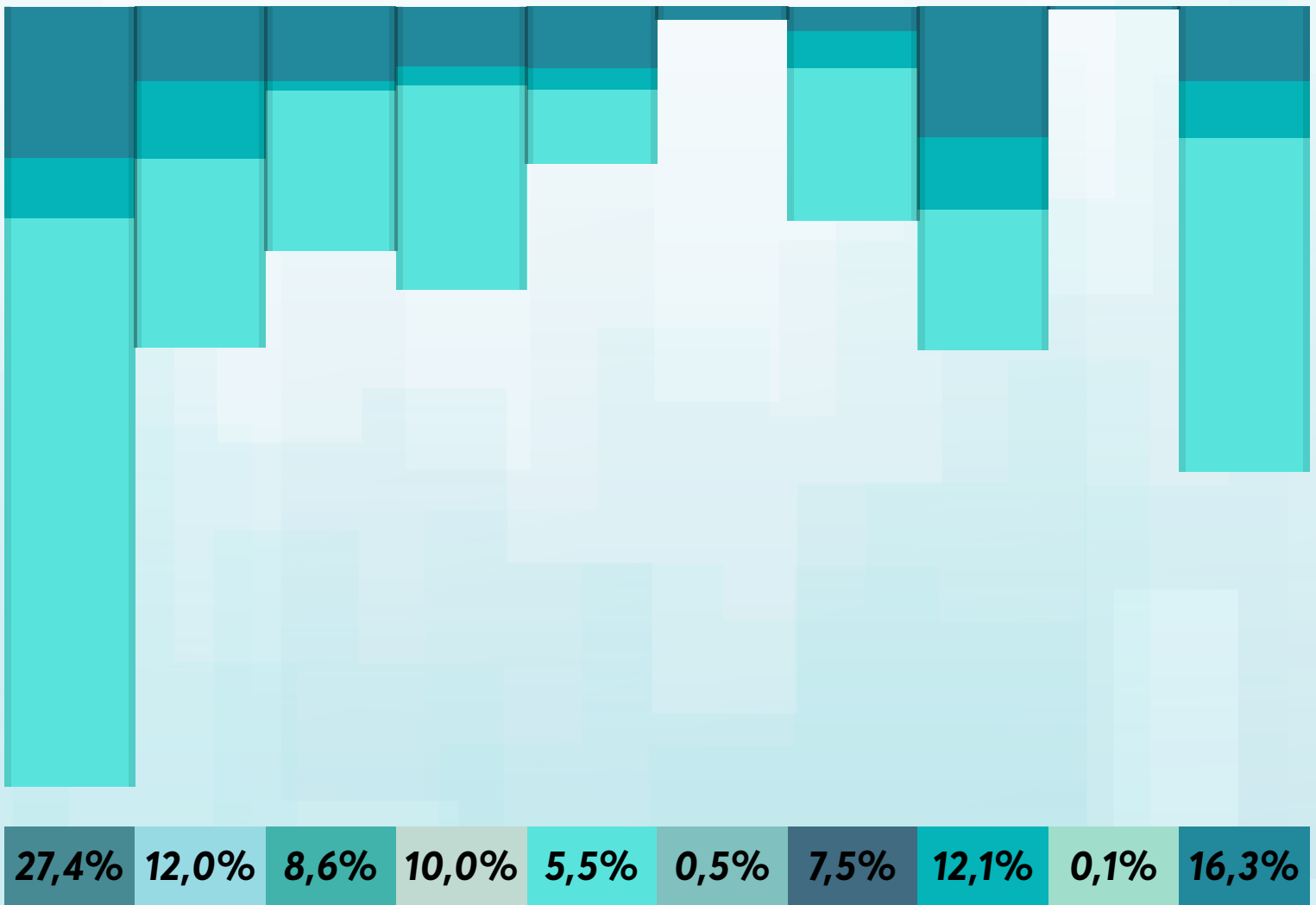


Where Slept


Sheltered, ES	1409
Sheltered, th	268
Unsheltered	501

Billings	Bozeman/Livingston	Butte	Great Falls	Hamilton	Havre	Helena	Kalispell/Ronan	Lewistown	Missoula
436	145	123	157	57	0	117	108	0	256
46	59	7	14	16	0	28	55	0	43
116	57	57	46	47	10	19	100	2	57

598 261 187 217 120 10 164 263 2 356



27,4% 12,0% 8,6% 10,0% 5,5% 0,5% 7,5% 12,1% 0,1% 16,3%

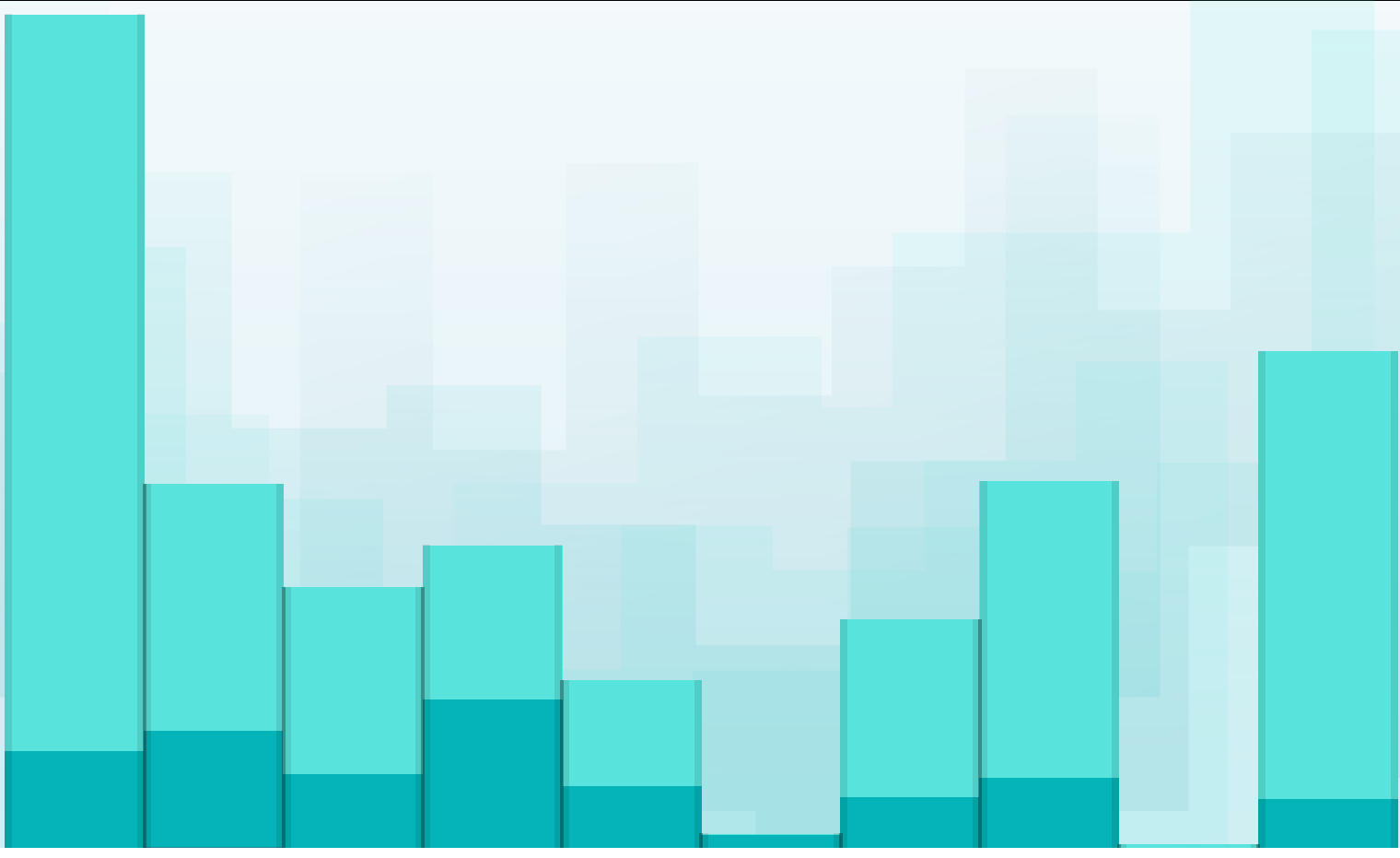


Household Type

Adult Individuals	1692
# Members, Families	485
# in Child Only Hshlds	1


Billings	Bozeman/Livingston	Butte	Great Falls	Hamilton	Havre	Helena	Kalispell/Ronan	Lewistown	Missoula
529	177	134	111	57	1	128	213	2	321
69	83	53	106	44	9	36	50	0	35
0	1	0	0	0	0	0	0	0	0

598 261 187 217 120 10 164 263 2 356



FAMILY HOUSEHOLDS

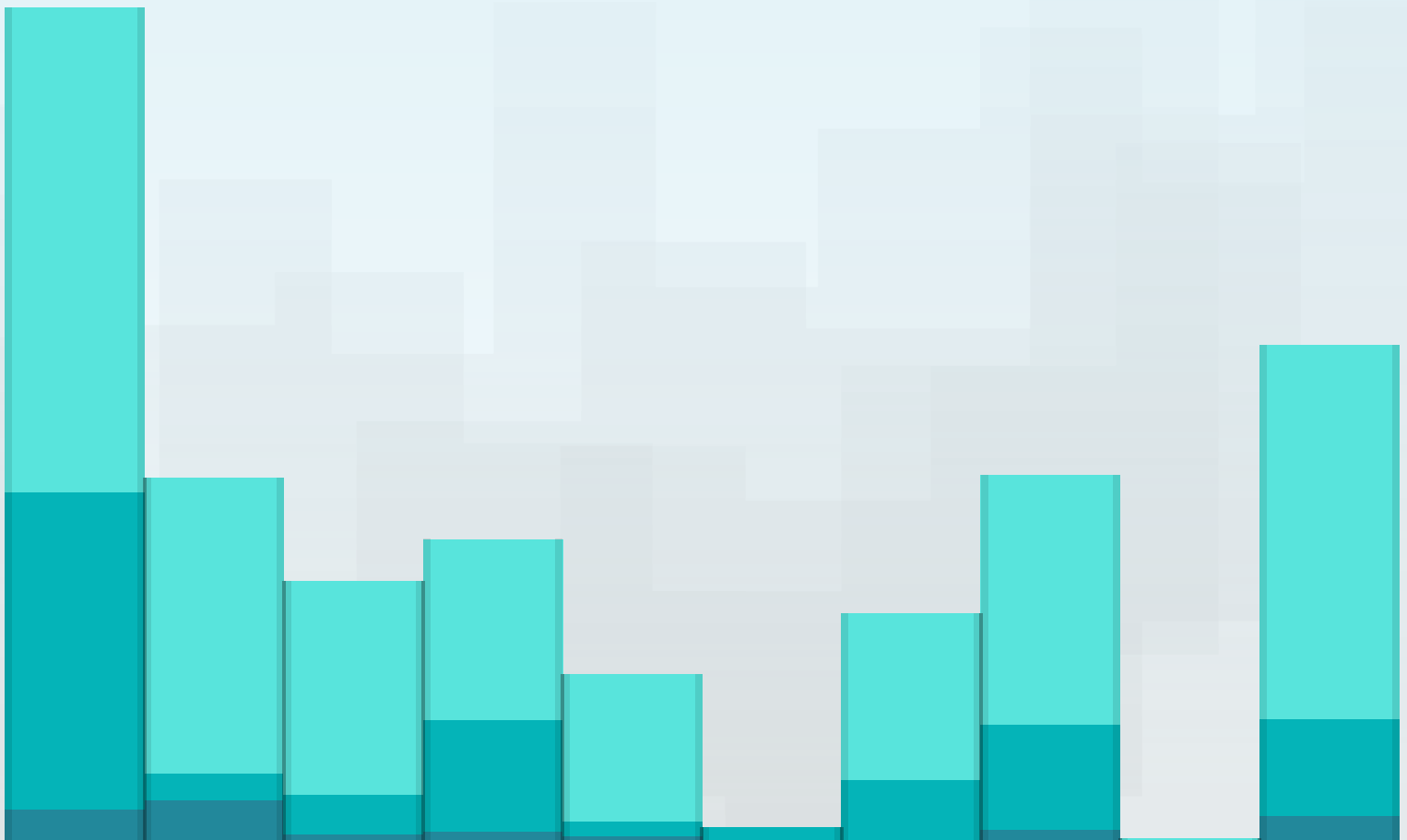
24	29	14	12	12	3	13	18	0	13
----	----	----	----	----	---	----	----	---	----



Population


White	70%	1692
Native American	26%	485
Other	4%	95

Billings	Bozeman/Livingston	Butte	Great Falls	Hamilton	Havre	Helena	Kalispell/Ronan	Lewistown	Missoula
348	212	153	130	106	0	120	179	2	268
227	19	29	80	11	10	43	76	0	70
23	30	5	7	3	0	1	8	0	18



598 261 187 217 120 10 164 263 2 356

58,2%	81,2%	81,8%	59,9%	88,3%	0,0%	73,2%	68,1%	2,0%	75,3%
38,0%	7,3%	15,5%	36,9%	9,2%	100,0%	26,2%	28,9%	0,0%	19,7%
3,8%	11,5%	2,7%	3,2%	2,5%	0,0%	0,6%	3,0%	0,0%	5,1%




Children

271 total

0-4 yrs	28%	77
5-12 yrs	47%	128
13-17 yrs	24%	66

Billings	Bozeman/Livingston	Butte	Great Falls	Hamilton	Havre	Helena	Kalispell/Ronan	Lewistown	Missoula
8	12	2	10	8	2	9	11	0	15
16	20	6	41	8	3	10	15	0	9
9	17	2	15	7	1	4	6	0	5




Unaccompanied Youth and Children

Children (under 18)	1
Youth w/ children	51
Youth (18-24)	178

Billings	Bozeman/Livingston	Butte	Great Falls	Hamilton	Havre	Helena	Kalispell/Ronan	Lewistown	Missoula
57	36	22	5	2	0	12	26	0	18
15	8	2	9	2	0	3	12	0	0
0	1	0	0	0	0	0	0	0	0

Billings	Bozeman/Livingston	Butte	Great Falls	Hamilton	Havre	Helena	Kalispell/Ronan	Lewistown	Missoula
----------	--------------------	-------	-------------	----------	-------	--------	-----------------	-----------	----------




Chronic Homeless


634^{total}

CH, Adults Only total **579**
 CH, HHs w/kids total **55**

Billings	Bozeman/Livingston	Butte	Great Falls	Hamilton	Havre	Helena	Kalispell/Ronan	Lewistown	Missoula
16	0	0	8	6	0	9	5	0	14
197	51	27	31	27	0	38	79	0	129

210 51 27 39 33 0 47 84 0 143

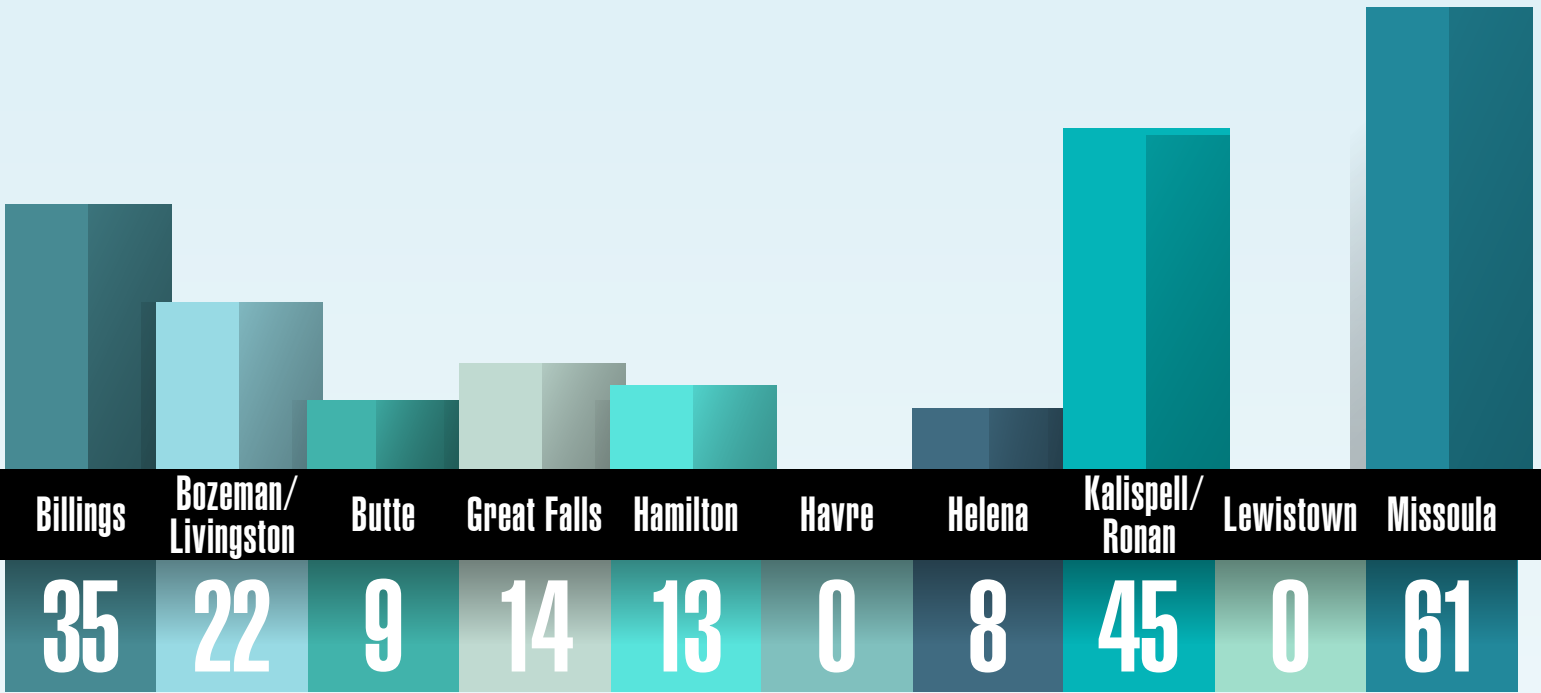




Veterans



207



Total w/ Disabling Conditions 1101

