

Alliance Mall Developers Co Private Limited

Financial Statements

together with the

Independent Auditors' Report

for the year ended 31 March 2019

Alliance Mall Developers Co Private Limited

Financial statements together with the Independent Auditors' Report

for the year ended 31 March 2019

Contents

Independent Auditors' Report

Balance sheet

Statement of profit and loss (including other comprehensive income)

Statement of changes in equity

Statement of cash flows

Notes to the financial statements

Independent Auditors' Report

To the Members of Alliance Mall Developers Co Private Limited

Report on the Audit of the Financial Statements

Opinion

We have audited the financial statements of Alliance Mall Developers Co Private Limited ("the Company"), which comprise the balance sheet as at 31 March 2019, the statement of profit and loss (including other comprehensive income), the statement of changes in equity and the statement of cash flows for the year then ended, and notes to the financial statements, including a summary of the significant accounting policies and other explanatory information (hereinafter referred to as "financial statements").

In our opinion and to the best of our information and according to the explanations given to us, the aforesaid financial statements give the information required by the Companies Act, 2013 ('the Act') in the manner so required and give a true and fair view in conformity with the accounting principles generally accepted in India, of the state of affairs of the Company as at 31 March 2019, its loss and other comprehensive income, changes in equity and its cash flows for the year ended on that date.

Basis for Opinion

We conducted our audit in accordance with the Standards on Auditing (SAs) specified under Section 143(10) of the Act. Our responsibilities under those SAs are further described in the *Auditors' Responsibilities for the Audit of the Financial Statements* section of our report. We are independent of the Company in accordance with the Code of Ethics issued by the Institute of Chartered Accountants of India together with the ethical requirements that are relevant to our audit of the financial statements under the provisions of the Act and the Rules thereunder, and we have fulfilled our other ethical responsibilities in accordance with these requirements and the Code of Ethics. We believe that the audit evidence we have obtained is sufficient and appropriate to provide a basis for our opinion.



Independent Auditors' Report (Continued)

Alliance Mall Developers Co Private Limited

Other Information

The Company's management and Board of Directors are responsible for the other information. The other information comprises the information included in the Company's annual report, but does not include the financial statements and our auditors' report thereon.

Our opinion on the financial statements does not cover the other information and we do not express any form of assurance conclusion thereon.

In connection with our audit of the financial statements, our responsibility is to read the other information and, in doing so, consider whether the other information is materially inconsistent with the financial statements or our knowledge obtained in the audit or otherwise appears to be materially misstated. If, based on the work we have performed, we conclude that there is a material misstatement of this other information, we are required to report that fact. We have nothing to report in this regard.

Management's Responsibility for the financial statements

The Company's management and Board of Directors are responsible for the matters stated in section 134(5) of the Act, with respect to the preparation of these financial statements that give a true and fair view of the state of affairs, profit/loss and other comprehensive income, changes in equity and cash flows of the Company in accordance with the accounting principles generally accepted in India, including the Indian Accounting Standards (Ind AS) specified under section 133 of the Act. This responsibility also includes maintenance of adequate accounting records in accordance with the provisions of the Act for safeguarding of the assets of the Company and for preventing and detecting frauds and other irregularities; selection and application of appropriate accounting policies; making judgments and estimates that are reasonable and prudent; and design, implementation and maintenance of adequate internal financial controls that were operating effectively for ensuring the accuracy and completeness of the accounting records, relevant to the preparation and presentation of the financial statements that give a true and fair view and are free from material misstatement, whether due to fraud or error.

In preparing the financial statements, management and Board of Directors are responsible for assessing the Company's ability to continue as a going concern, disclosing, as applicable, matters related to going concern and using the going concern basis of accounting unless management either intends to liquidate the Company or to cease operations, or has no realistic alternative but to do so.

Board of Directors is also responsible for overseeing the Company's financial reporting process.

Auditors' Responsibility for the Audit of the Financial Statements

Our objectives are to obtain reasonable assurance about whether the financial statements as a whole are free from material misstatement, whether due to fraud or error, and to issue an auditor's report that includes our opinion. Reasonable assurance is a high level of assurance, but is not a guarantee that an audit conducted in accordance with SAs will always detect a material misstatement when it exists. Misstatements can arise from fraud or error and are considered material if, individually or in the aggregate, they could reasonably be expected to influence the economic decisions of users taken on the basis of these financial statements.



Independent Auditors' Report (Continued)

Alliance Mall Developers Co Private Limited

Auditors' Responsibility for the Audit of the financial statements (Continued)

As part of an audit in accordance with SAs, we exercise professional judgment and maintain professional skepticism throughout the audit. We also:

- Identify and assess the risks of material misstatement of the financial statements, whether due to fraud or error, design and perform audit procedures responsive to those risks, and obtain audit evidence that is sufficient and appropriate to provide a basis for our opinion. The risk of not detecting a material misstatement resulting from fraud is higher than for one resulting from error, as fraud may involve collusion, forgery, intentional omissions, misrepresentations, or the override of internal control.
- Obtain an understanding of internal control relevant to the audit in order to design audit procedures that are appropriate in the circumstances. Under Section 143(3)(i) of the Act, we are also responsible for expressing our opinion on whether the Company has adequate internal financial controls with reference to financial statements in place and the operating effectiveness of such controls.
- Evaluate the appropriateness of accounting policies used and the reasonableness of accounting estimates and related disclosures made by management.
- Conclude on the appropriateness of management's use of the going concern basis of accounting and, based on the audit evidence obtained, whether a material uncertainty exists related to events or conditions that may cast significant doubt on the Company's ability to continue as a going concern. If we conclude that a material uncertainty exists, we are required to draw attention in our auditor's report to the related disclosures in the financial statements or, if such disclosures are inadequate, to modify our opinion. Our conclusions are based on the audit evidence obtained up to the date of our auditor's report. However, future events or conditions may cause the Company to cease to continue as a going concern.
- Evaluate the overall presentation, structure and content of the financial statements, including the disclosures, and whether the financial statements represent the underlying transactions and events in a manner that achieves fair presentation.

We communicate with those charged with governance regarding, among other matters, the planned scope and timing of the audit and significant audit findings, including any significant deficiencies in internal control that we identify during our audit.

We also provide those charged with governance with a statement that we have complied with relevant ethical requirements regarding independence, and to communicate with them all relationships and other matters that may reasonably be thought to bear on our independence, and where applicable, related safeguards.



Independent Auditors' Report (*Continued*)

Alliance Mall Developers Co Private Limited

Report on Other Legal and Regulatory Requirements

As required by the Companies (Auditor's Report) Order, 2016 ('the Order'), issued by the Central Government of India in terms of Section 143 (11) of the Act, we give in the "Annexure A", a statement on the matters specified in paragraphs 3 and 4 of the Order, to the extent applicable.

(A) As required by Section 143 (3) of the Act, we report that:

- (a) We have sought and obtained all the information and explanations, which to the best of our knowledge and belief, were necessary for the purposes of our audit;
- (b) In our opinion, proper books of account as required by law have been kept by the Company so far as it appears from our examination of those books;
- (c) The balance sheet, the statement of profit and loss (including other comprehensive income), the statement of changes in equity and the statement of cash flows dealt with by this report are in agreement with the books of account;
- (d) In our opinion, the aforesaid financial statements comply with the Indian Accounting Standards (Ind AS) specified under Section 133 of the Act;
- (e) On the basis of the written representations received from the directors as on 31 March 2019 taken on record by the Board of Directors, none of the directors is disqualified as on 31 March 2019 from being appointed as a director in terms of Section 164 (2) of the Act; and
- (f) With respect to the adequacy of the internal financial controls with reference to the financial statements of the Company and the operating effectiveness of such controls, refer to our separate Report in "Annexure B".

(B) With respect to the other matters to be included in the Auditors' Report in accordance with Rule 11 of the Companies (Audit and Auditors) Rules, 2014, in our opinion and to the best of our information and according to the explanations given to us:

- i. the Company has disclosed the impact of pending litigations on its financial position in its financial statements – Refer Note 34 to the financial statements;
- ii. the Company did not have any long-term contracts, including derivative contracts, for which there were any material foreseeable losses; and
- iii. there were no amounts which were required to be transferred to the Investor Education and Protection Fund by the Company during the year ended 31 March 2019; and
- iv. the disclosures in the financial statements regarding holdings as well as dealings in Specified Bank Notes during the period from 8 November 2016 to 30 December 2016 have not been made in these financial statements since they do not pertain to the financial year ended 31 March 2019.



Independent Auditors' Report (*Continued*)

Alliance Mall Developers Co Private Limited

Report on Other Legal and Regulatory Requirements (*Continued*)

- (C) With respect to the matter to be included in the Auditors' Report under Section 197(16) of the Act, we report that:

According to the information and explanations given to us and based on our examination of the records of the Company, the Company is not a public company. Accordingly, the provisions of Section 197 of the Act are not applicable to the Company.

For **B S R & Co. LLP**

Chartered Accountants

Firm's Registration No: 101248W/W-100022



Mansi Pardiwalla

Partner

Membership No: 108511

Mumbai
28 May 2019

Alliance Mall Developers Co Private Limited

Annexure A to the Independent Auditors' Report – 31 March 2019

With reference to the Annexure A referred to in the Independent Auditors' Report to the members of the Company on the financial statements for the year ended 31 March 2019, we report the following:

- (i) (a) The Company has maintained proper records showing full particulars, including quantitative details and situation of property, plant and equipment and investment properties.
- (b) The Company has regular programme of physical verification of its property, plant and equipment and investment properties by which the property, plant and equipment and investment properties are verified annually. In our opinion, the periodicity of physical verification is reasonable having regards to the size of the Company and the nature of its assets. In accordance with the policy, the Company has physically verified its property, plant and equipment and investment properties during the year and we are informed that no material discrepancies were noticed on such verification, and the same have been dealt with in the books of accounts.
- (c) According to the information and explanations given to us and on the basis of our examination of the records of the Company, the title deeds of immovable properties as disclosed in Note 3A and 3B to the financial statements, are held in the name of the Company.
- (ii) The Company inventory includes construction work in progress accordingly the requirements under paragraph 3(ii) of the Order is not applicable for construction work in progress.
- (iii) According to the information and explanations given to us, the Company has not granted any loans, secured or unsecured, to companies, firms, limited liability partnerships or other parties covered in the register maintained under Section 189 of the Companies Act, 2013 ('the Act'). Accordingly, paragraphs 3 (iii) (a), (b) and (c) of the Order are not applicable to the Company.
- (iv) In our opinion and according to the information and explanation given to us and based on the audit procedures conducted by us, the Company has not granted any loans, or provided any guarantees or security to the parties covered under Section 185 and 186 of the Act. In our opinion and according to the information and explanations given to us, in respect of investments made, the Company has complied with the provisions of Section 186 of the Act.
- (v) In our opinion, and according to the information and explanations given to us, the Company has not accepted deposits as per the directives issued by the Reserve Bank of India and the provisions of Sections 73 to 76 or any other relevant provisions of the Act and the rules framed thereunder. Accordingly, paragraph 3 (v) of the Order is not applicable to the Company.



Alliance Mall Developers Co Private Limited

Annexure A to the Independent Auditors' Report – 31 March 2019 (Continued)

(vi) The Central Government has not prescribed the maintenance of cost records under Section 148(1) of the Act for any of the activities carried out by the Company. Accordingly, paragraph 3 (vi) of the Order is not applicable to the Company.

(vii) (a) According to the information and explanations given to us and on the basis of our examination of records of the Company, amounts deducted / accrued in the books of account in respect of undisputed statutory dues including Income tax, Goods and Service tax, Provident fund, Professional tax, Cess and other material statutory dues have been regularly deposited during the year by the Company with the appropriate authorities. As explained to us, the Company did not have any dues on account of Employees' State Insurance.

According to the information and explanations given to us, no undisputed amounts payable in respect of Income-tax, Goods and Service tax, Provident Fund, Professional tax, Cess and other material statutory dues were in arrears as at 31 March 2019 for a period of more than six months from the date they became payable.

(b) According to the information and explanations given to us, there are no dues of Goods and Service tax, which have not been deposited with the appropriate authorities on account of any dispute. According to the information and explanation given to us, following dues of Income tax have not been deposited by the Company on account of disputes:

						(Rs in lakhs)
Name of the statute	Nature of the dues	Amount of demand under dispute (Rs)	Amount under dispute not deposited (Rs)	Period to which the amount relates	Forum where dispute is pending	
Income Tax Act, 1961	Income-tax	2.57	2.57	AY 2012 – 2013	Income Tax Appellate Tribunal (appeal)	
Income Tax Act, 1961	Income-tax	66.51	66.51	AY 2013 – 2014	Income Tax Appellate Tribunal (appeal)	
Income Tax Act, 1961	Income-tax	57.12	57.12	AY 2014 – 2015	Income Tax Appellate Tribunal (appeal)	

MDP

Alliance Mall Developers Co Private Limited

Annexure A to the Independent Auditors' Report – 31 March 2019 (Continued)

- (viii) In our opinion and according to the information and explanations given to us, the Company has not defaulted in repayment of loans or borrowings to bank during the year. The Company did not have any dues to debenture holders and loan or borrowings from government during the year.
- (ix) According to the information and explanations given to us and based on our examination of the records of the Company, the Company has not raised any moneys by way of initial public offer or further public offer (including debt instruments) during the year. In our opinion and according to the information and explanations given to us, the term loans taken by the Company have been applied for the purpose for which they are raised.
- (x) During the course of our examination of the books and records of the Company, carried out in accordance with the generally accepted auditing practices in India, and according to the information and explanations given to us, we have neither come across any instance of material fraud by the Company or on the Company by its officers or employees, noticed or reported during the year, nor have we been informed of any such case by the management.
- (xi) According to the information and explanations given to us and on the basis of our examination of the records of the Company, the Company has not paid/provided for managerial remuneration during this period. Accordingly, paragraph 3 (xi) of the Order is not applicable to the Company.
- (xii) In our opinion and according to the information and explanations given to us, the Company is not a Nidhi company and the Nidhi Rules, 2014 are not applicable to it. Accordingly, paragraph 3 (xii) of the Order is not applicable to the Company.
- (xiii) In our opinion and according to the information and explanations given to us, the Company has entered into transactions with related parties in compliance with Section 177 and 188 of the Act. The details of such related party transactions have been disclosed in the financial statements as required by Indian Accounting Standard (Ind AS) 24, Related Party Disclosures specified under Section 133 of the Act, read with Rule 3 of the Companies (Indian Accounting Standards) Rules, 2015.
- (xiv) According to the information and explanations given to us and based on our examination of the records of the Company, the Company has not made any preferential allotment or private placement of shares or fully or partly convertible debentures during the year. Accordingly, paragraph 3 (xiv) of the Order is not applicable to the Company.
- (xv) According to the information and explanations given to us and on the basis of our examination of the records of the Company, the Company has not entered into any non-cash transactions with directors or persons connected with them. Accordingly, paragraph 3 (xv) of the Order is not applicable to the Company.



Alliance Mall Developers Co Private Limited

Annexure A to the Independent Auditors' Report – 31 March 2019 (Continued)

- (xvi) In our opinion and according to the information and explanations given to us, the Company is not required to be registered under Section 45-IA of the Reserve Bank of India Act, 1934. Accordingly, paragraph 3 (xvi) of the Order is not applicable to the Company.

For **BSR & Co. LLP**
Chartered Accountants
Firm's Registration No : 101248W/W-100022



Mansi Pardiwalla
Partner
Membership No: 108511

Mumbai
28 May 2019

Alliance Mall Developers Co Private Limited

Annexure B to the Independent Auditors' Report – 31 March 2019

Report on the Internal Financial Controls with reference to the aforesaid financial statements under Clause (i) of Sub-section 3 of Section 143 of the Companies Act, 2013 ("the Act")

(Referred to in paragraph (A) (f) under 'Report on Other Legal and Regulatory Requirements' section of our report of even date)

Opinion

We have audited the internal financial controls with reference to financial statements of Alliance Mall Developers Co Private Limited ("the Company") as of 31 March 2019 in conjunction with our audit of the financial statements of the Company for the year ended on that date.

In our opinion, the Company has, in all material respects, adequate internal financial controls with reference to financial statements and such internal financial controls were operating effectively as at 31 March 2019, based on the internal financial controls with reference to financial statements criteria established by the Company considering the essential components of internal control stated in the Guidance Note on Audit of Internal Financial Controls Over Financial Reporting issued by the Institute of Chartered Accountants of India (the "Guidance Note").

Management's Responsibility for Internal Financial Controls

The Company's management and the Board of Directors are responsible for establishing and maintaining internal financial controls based on the internal controls with reference to financial statements criteria established by the Company considering the essential components of internal control stated in the Guidance Note on Audit of Internal Financial Controls over Financial Reporting issued by the Institute of Chartered Accountant of India ('ICAI'). These responsibilities include the design, implementation and maintenance of adequate internal financial controls that were operating effectively for ensuring the orderly and efficient conduct of its business, including adherence to the Company's policies, the safeguarding of its assets, the prevention and detection of frauds and errors, the accuracy and completeness of the accounting records, and the timely preparation of reliable financial information, as required under the Companies Act, 2013 ('the Act').

Auditors' Responsibility

Our responsibility is to express an opinion on the Company's internal financial controls with respect to financial statement based on our audit. We conducted our audit in accordance with the Guidance Note on Audit of Internal Financial Controls Over Financial Reporting (the 'Guidance Note') and the Standards on Auditing, issued by ICAI and deemed to be prescribed under Section 143(10) of the Act, to the extent applicable, to an audit of internal financial controls, both applicable to an audit of Internal Financial Controls and, both issued by ICAI. Those Standards and the Guidance Note require that we comply with ethical requirements and plan and perform the audit to obtain reasonable assurance about whether adequate internal financial controls with reference to financial statement was established and maintained and whether such controls operated effectively in all material respects.



Alliance Mall Developers Co Private Limited

Annexure B to the Independent Auditors' Report – 31 March 2019 (Continued)

Auditors' Responsibility (Continued)

Our audit involves performing procedures to obtain audit evidence about the adequacy of the internal financial controls system with respect to financial statements and their operating effectiveness. Our audit of internal financial controls with respect to financial statements included obtaining an understanding of internal financial controls with respect to financial statements, assessing the risk that a material weakness exists, and testing and evaluating the design and operating effectiveness of internal control based on the assessed risk. The procedures selected depend on the auditors' judgement, including the assessment of the risks of material misstatement of the financial statements, whether due to fraud or error.

We believe that the audit evidence we have obtained is sufficient and appropriate to provide a basis for our audit opinion on the Company's internal financial controls system with reference to financial statements.

Meaning of Internal Financial Controls with reference to financial statements

A company's internal financial controls with reference to financial statements is a process designed to provide reasonable assurance regarding the reliability of financial reporting and the preparation of financial statements for external purposes in accordance with generally accepted accounting principles. A company's internal financial controls with reference to financial statements include those policies and procedures that (1) pertain to the maintenance of records that, in reasonable detail, accurately and fairly reflect the transactions and dispositions of the assets of the company; (2) provide reasonable assurance that transactions are recorded as necessary to permit preparation of financial statements in accordance with generally accepted accounting principles, and that receipts and expenditures of the company are being made only in accordance with authorisations of management and directors of the company; and (3) provide reasonable assurance regarding prevention or timely detection of unauthorised acquisition, use, or disposition of the company's assets that could have a material effect on the financial statements.

Inherent Limitations of Internal Financial Controls with reference to financial statements

Because of the inherent limitations of internal financial controls with reference to financial statements, including the possibility of collusion or improper management override of controls, material misstatements due to error or fraud may occur and not be detected. Also, projections of any evaluation of the internal financial controls with reference to financial statements to future periods are subject to the risk that the internal financial control with reference to financial statements may become inadequate because of changes in conditions, or that the degree of compliance with the policies or procedures may deteriorate.

For B S R & Co. LLP

Chartered Accountants

Firm's Registration No: 101248W/W-100022



Mansi Pardiwalla

Partner

Membership No: 108511

Mumbai
28 May 2019

Alliance Mall Developers Co Private Limited

Balance sheet

as at 31 March 2019

(Currency : Indian Rupees in Lakhs)

	Note	31 March 2019	31 March 2018
Assets			
Non-current assets			
Property, plant and equipment	3A	531.72	717.12
Investment property	3B	35,235.82	27,755.90
Investment property under construction	4	-	8,637.11
Financial assets			
Investments	5	42.90	-
Loans	6	283.26	210.44
Other financial assets	7	15.30	544.85
Deferred tax assets (net)	8	2,330.05	2,211.63
Non-current tax assets (net)	9	429.23	129.92
Other non current assets	10	555.82	1,088.35
Total non-current assets		39,424.10	41,295.32
Current assets			
Inventories	11	3,627.77	3,345.96
Financial Assets			
Trade receivables	12	910.63	408.51
Cash and cash equivalents	13	72.39	90.22
Other bank balance	14	603.51	510.96
Loans	15	4.90	4.30
Other current assets	16	451.38	492.19
Total current assets		5,670.58	4,852.14
Total assets		45,094.68	46,147.46
Equity and liabilities			
Equity			
Equity share capital	17	326.83	326.83
Instruments entirely equity in nature	17.1	116.89	116.89
Other Equity	17.2	18,790.19	19,163.21
Total equity		19,233.91	19,606.93
Liabilities			
Non - current liabilities			
Financial liabilities			
Borrowings	18	18,210.45	18,774.02
Other financial liabilities	19	1,463.06	1,169.34
Provisions	20	13.55	6.78
Other non-current liabilities	21	92.64	195.62
Total non-current liabilities		19,779.70	20,145.77
Current liabilities			
Financial liabilities			
Borrowings	22	2,627.30	1,887.84
Trade payables			
Total outstanding dues to micro enterprise and small enterprise	23	15.51	0.54
Total outstanding dues to creditors other than micro enterprise and small enterprise	23	252.00	417.51
Other financial liabilities	24	2,389.28	3,173.33
Other current liabilities	25	784.46	902.49
Provisions	26	12.53	13.04
Total current liabilities		6,081.07	6,394.76
Total equity and liabilities		45,094.68	46,147.46
Significant accounting policies	2		
Notes to the financial statements	3 - 43		

The accompanying notes form an integral part of these financial statements.
As per our report of even date attached

For BSR & Co. LLP
Chartered Accountants
Firm's Registration No: 101248W/W-100022

Mansi Pardiwalla

Mansi Pardiwalla
Partner
Membership No: 108511

Place : Mumbai
Date : 28 May 2019



For and on behalf of the Board of Directors of
Alliance Mall Developers Co Private Limited
CIN: U70101MH2007PTC173672

Sudhanshu Chaturvedi
Sudhanshu Chaturvedi
Director
DIN 05151360

Deepa Hakani
Deepa Hakani
Director
DIN 07155347

Place : Mumbai
Date : 28 May 2019

Alliance Mall Developers Co Private Limited

Statement of Profit and Loss

for the year ended 31 March 2019

(Currency : Indian Rupees in Lakhs)

	Note	31 March 2019	31 March 2018
Income			
Revenue from operations	27	4,181.07	1,796.58
Other income	28	70.61	1.30
Total income		4,251.68	1,797.88
Expenses			
Employee benefit expense	29	136.13	98.97
Finance cost	30	1,942.81	1,486.01
Depreciation expense	31	1,880.45	1,180.20
Other expenses	32	780.35	706.05
Total expenses		4,739.73	3,471.23
(Loss) before tax		(488.05)	(1,673.35)
Less : Tax expense			
- Current tax	9	-	-
- Deferred tax (credit)/ expense	8	(117.18)	123.40
Total tax expenses		(117.18)	123.40
(Loss) for the year (A)		(370.87)	(1,796.75)
Other comprehensive income (OCI)			
Items not to be reclassified subsequently to profit or loss			
- Remeasurement of post employment benefit obligation		(3.38)	2.78
- Income tax on above		1.23	(1.01)
Other comprehensive income for the year, net of tax (B)		(2.15)	1.76
Total comprehensive income for the year (A+B)		(373.02)	(1,794.98)
Earning per equity share	33		
(Nominal value of share Rs. 10) : Basic		(11.35)	(54.98)
: Diluted		(11.35)	(54.98)
Significant accounting policies	2		
Notes to the financial statements	3 - 43		

The accompanying notes form an integral part of these financial statements.
As per our report of even date attached

For **B S R & Co. LLP**
Chartered Accountants
Firm's Registration No: 101248W/W-100022

Mansi Pardiwalla

Mansi Pardiwalla
Partner
Membership No: 108511

Place : Mumbai
Date : 28 May 2019



For and on behalf of the Board of Directors of
Alliance Mall Developers Co Private Limited
CIN: U70101MH2007PTC173672

Sudhanshu Chaturvedi

Sudhanshu Chaturvedi
Director
DIN 05151360

Place : Mumbai
Date : 28 May 2019

Deepa Hakani

Deepa Hakani
Director
DIN 07155347

Alliance Mall Developers Co Private Limited

Statement of Changes in Equity for the year ended 31 March 2019

(Currency : Indian Rupees in Lakhs)

A) Equity share capital

Particulars	Note	Number	Total
Equity shares of Rs. 10 each issued, subscribed and paid			
Balance as at the 1 April 2017	17	3,268,292	326.83
Changes in equity share capital for the year ended 31 March 2018		-	-
Balance as at the 31 March 2018		3,268,292	326.83
Changes in equity share capital for the year ended 31 March 2019		-	-
Balance as at the 31 March 2019		3,268,292	326.83

B) Instruments entirely equity in nature

Particulars	Note	Number	Total
1% Non-Cumulative, Compulsory Convertible Preference Shares (CCPS) of Rs. 10/- each fully paid up			
Balance as at the 1 April 2017	17.1	689,000	68.90
Changes in CCPS for the year ended 31 March 2018		-	-
Balance as at the 31 March 2018		689,000	68.90
Changes in CCPS for the year ended 31 March 2019		-	-
Balance as at the 31 March 2019		689,000	68.90

Particulars	Note	Number	Total
0.001% Unsecured Compulsorily Convertible Debenture (UCCD)			
Balance as at the 1 April 2017	17.1	401,325	40.13
Changes in UCCD for the year ended 31 March 2018		78,567	7.86
Balance as at the 31 March 2018		479,892	47.99
Changes in UCCD for the year ended 31 March 2019		-	-
Balance as at the 31 March 2019		479,892	47.99



Alliance Mall Developers Co Private Limited

Statement of Changes in Equity for the year ended 31 March 2019

(Currency : Indian Rupees in Lakhs)

C) Other Equity

Note	Reserves and Surplus	Other Comprehensive Income			Equity Component on fair value of Corporate Guarantee given by Parent	Total equity attributable to equity holders
		Securities Premium	Retained Earnings	Gain / (loss) on fair value of defined benefit plans	Gain / (loss) on fair value of investments	
Balance as at 1 April 2017		20,084.72	(633.95)	(0.25)	(50.52)	19,785.57
Add: On issue of 0.001% compulsorily convertible debenture of Rs 10 each		810.73	-	-	-	810.73
Corporate guarantee given by parent		-	-	-	-	-
Total comprehensive income for the year		-	(1,796.75)	1.76	-	361.89
Balance as at 31 March 2018		20,895.45	(2,430.70)	1.51	(50.52)	19,163.21
Total comprehensive income for the year		-	(370.87)	(2.15)	-	(373.02)
Balance as at 31 March 2019		20,895.45	(2,801.56)	(0.64)	(50.52)	18,790.19

As per our report of even date attached

For B S R & Co. LLP

Chartered Accountants

Firm's Registration No: 101248W/W-100022

Mansindia

Mansi Pardiwalla

Partner

Membership No: 108511

Place : Mumbai

Date : 28 May 2019

For and on behalf of the Board of Directors of

Alliance Mall Developers Co Private Limited

CIN: U70101MH2007PTC173672

Sudhanshu Chaturvedi

Sudhanshu Chaturvedi

Director

DIN 05151360

Place : Mumbai

Date : 28 May 2019

Deepa Hakani

Deepa Hakani

Director

DIN 07155347



Alliance Mall Developers Co Private Limited

Cash Flow Statement

for the year ended 31 March 2019

(Currency : Indian Rupees in Lakhs)

	31 March 2019	31 March 2018
A. Cash flows from operating activities:		
(Loss) before tax	(488.05)	(1,673.35)
Adjustments for:		
Amortisation of security deposits	(96.11)	(72.58)
Reversal of provision for expected credit loss	(33.13)	-
Unwinding of security deposits	110.43	65.99
Notional corporate guarantee expense	50.00	29.49
Depreciation expense	1,880.45	1,180.20
Finance costs	1,782.38	1,200.90
Interest income	(36.19)	(0.96)
Provision for expected credit loss on financial assets	-	15.37
Remeasurement of post employment benefit obligation	(3.38)	2.78
Dividend from current investments	-	(0.34)
Operating profit before working capital changes	3,166.39	747.50
Adjustments for changes in working capital:		
(Increase) in trade receivables	(502.12)	(362.04)
Decrease/ (increase) in other financial assets	562.67	(279.58)
Decrease in other assets	430.80	1.03
(Increase) in loans	(72.82)	(46.38)
Increase/ (decrease) in inventories	(281.81)	124.27
(Decrease)/ increase in trade and other payables	(150.54)	263.27
Increase/ (decrease) in other financial liabilities	(524.23)	1,255.23
(Decrease)/ increase in other liabilities	(331.45)	335.05
Increase in provisions	6.26	0.79
Cash generated from operations	2,303.15	2,039.16
Direct taxes paid (net of refunds received)	(299.31)	(103.49)
Net cash generated from operating activities (A)	2,003.84	1,935.67
B. Cash flows from investing activities:		
Purchase of property, plant and equipment	(5.53)	(11.43)
Incurred on investment property	(81.41)	(1,490.94)
Purchase of investment property under construction	(450.92)	(3,546.47)
Purchase of investments	(42.90)	-
Repayment of loans	(0.60)	49.29
Interest received	36.19	0.96
Dividend received	-	0.34
Net cash (used in) investing activities (B)	(545.17)	(4,998.24)
C. Cash flows from financing activities:		
Proceeds from long-term borrowings	-	20,000.00
Repayment of long-term borrowings	(433.58)	(18,405.23)
Proceeds from short-term borrowings	988.74	4,552.33
Repayment of short-term borrowings	(249.28)	(2,675.74)
Securities premium on issue of shares	-	810.73
Proceeds from debenture	-	7.86
Interest paid	(1,782.38)	(1,200.90)
Net cash (used in) / generated from financing activities (C)	(1,476.50)	3,089.05
Net increase/(decrease) in cash and cash equivalents (A+B+C)	(17.83)	26.48
Cash and cash equivalents at the beginning of the year	90.22	63.74
Cash and cash equivalents at the end of the year	72.39	90.22

The Cash flow statement has been prepared under the indirect method as set out in Indian Accounting Standard - 7 ('Ind AS 7') on Cash Flow Statement prescribed in Companies (Indian Accounting Standard) Rules, 2015, notified under section 133 of the Companies Act, 2013. The amendments to Ind AS 7 Cash flow statements requires the entities to provide disclosures that enable users of financial statements to evaluate changes in liabilities arising from financing activities, including both changes arising from cash flows and non-cash changes, suggesting inclusion of a reconciliation between the opening and closing balances in the balance sheet for liabilities and financial assets arising from financing activities, to meet the disclosure requirement. This amendment has become effective from 1st April, 2017 and the required disclosure is made below. There is no other impact on the financial statements due to this amendments.



Alliance Mall Developers Co Private Limited

Cash Flow Statement

for the year ended 31 March 2019

(Currency : Indian Rupees in Lakhs)

31 March 2019 31 March 2018

Components of cash and cash equivalents considered only for the purpose of cash flow statement

In bank current accounts in Indian rupees

Cash on hand

70.57 88.33

1.82 1.89

72.39 90.22

Reconciliation between the opening and closing balances in the balance sheet for financial liabilities arising from financing activities

Particulars	31 March 2018	Cash flows	Non-cash changes		31 March 2019
			Fair value changes	Current / Non - current classification	
Long-term borrowings (refer note 18)	18,774.02	(433.58)	-	(130.00)	18,210.45
Short-term borrowings (refer note 22)	1,887.84	739.46	-	-	2,627.30
Other financial liabilities (refer note 24)	520.00	-	-	130.00	650.00
Total liabilities from financing activities	21,181.86	305.88	-	-	21,487.75

Particulars	31 March 2017	Cash flows	Non-cash changes		31 March 2018
			Fair value changes	Current / Non - current classification	
Long-term borrowings (refer note 18)	15,359.51	1,594.77	-	1,819.74	18,774.02
Short-term borrowings (refer note 22)	11.25	1,876.59	-	-	1,887.84
Other financial liabilities (refer note 24)	2,339.74	-	-	(1,819.74)	520.00
Total liabilities from financing activities	17,710.50	3,471.36	-	-	21,181.86

The accompanying notes form an integral part of these financial statements.

As per our report of even date attached

For B S R & Co. LLP

Chartered Accountants

Firm's Registration No: 101248W/W-100022

Mansi Pardiwalla

Mansi Pardiwalla
Partner

Membership No: 108511

Place : Mumbai

Date : 28 May 2019



For and on behalf of the Board of Directors of
Alliance Mall Developers Co Private Limited

CIN: U70101MH2007PTC173672

Sudhanshu Chaturvedi

Sudhanshu Chaturvedi
Director

DIN 05151360

Place : Mumbai

Date : 28 May 2019

Deepa Hakani

Deepa Hakani
Director

DIN 07155347

Alliance Mall Developers Co Private Limited

Notes to the financial statements

for the year ended 31 March 2019

(Currency: Indian Rupees in Lakhs)

1 Corporate information

Alliance Mall Developers Co Private Limited (the Company) is a company domiciled in India and incorporated under the provisions of the Companies Act, 1956. The Company is engaged in the business of developing, owning and operating of shopping malls, commercial and residential premises.

2.1 Basis of preparation

(a) Statement of compliance

These financial statements of the Company have been prepared in accordance with Indian Accounting Standards (Ind AS) as per the Companies (Indian Accounting Standards) Rules, 2015 notified under Section 133 of the Companies Act, 2013 (the Act) and other relevant provisions of the Act and amendments, as applicable.

This is the first set of the Company's financial statements in which Ind AS 115, Revenue from contracts with customers, has been applied. Changes to significant accounting policies are described in note 2.2 and the impact of transition to Ind AS 115 on the standalone financial statements is disclosed in note 42.

These financial statements for the year ended 31 March 2019 have been reviewed by the Audit Committee and approved by the Board of Directors at their meetings held on 28 May 2019.

Details of accounting policies are included in Note 2.2 to the financial statements.

(b) Basis of measurement

These financial statements have been prepared on the historical cost basis except for the following items:

Items	Measurement basis
Certain financial assets and liabilities	Fair value (refer note 2.2 (A))
Net defined benefit (asset) / liability	Fair value of plan assets less present value of defined obligations

(c) Functional and presentation currency

These financial statements are presented in Indian Rupees (INR), which is the Company's functional currency. All the financial information have been presented in Indian Rupees (INR) and all amounts have been rounded-off to the nearest lakhs, unless otherwise stated.



Alliance Mall Developers Co Private Limited

Notes to the financial statements (*Continued*)

for the year ended 31 March 2019

(Currency: Indian Rupees in Lakhs)

2.1 Basis of preparation (*Continued*)

(d) Use of estimates and judgements

In preparing these financial statements, management has made judgements, estimates and assumptions that affect the application of accounting policies and the reported amounts of assets, liabilities, income and expenses. Actual results may differ from these estimates.

Estimates, Judgments and underlying assumptions are reviewed on an ongoing basis. Revisions to accounting estimates are recognised prospectively.

Assumptions and estimation uncertainties

Information about assumptions and estimation uncertainties that have a significant risk of resulting in a material adjustment in the year ending 31 March 2019 is included in the following notes:

- Note 8 - recognition of deferred tax assets: availability of future taxable profit against which tax losses carried forward can be used;
- Note 35 - measurement of defined benefit obligations: key actuarial assumptions;
- Notes 19, 25 and 34 - recognition and measurement of provisions and contingencies: key assumptions about the likelihood and magnitude of an outflow of resources;
- Note 40 - impairment of financial assets;
- Note 2.2 (B) and 2.2 (C) - estimation of useful life of property, plant and equipment and investment properties;
- Note 2.2 (C) – estimation of fair value of investment property; and
- Note 2.2 (G) and 43- Evaluation of satisfaction of performance obligation at a point in time for the purpose of revenue recognition.

(e) Standards issued but not yet effective

Ind AS 116, Leases: Ind AS 116 is applicable for financial reporting periods beginning on after 1 April 2019 and replaces existing lease accounting guidance, namely Ind AS 17 Leases. Ind AS 116 introduces a single, on-balance sheet lease accounting model for lessee. A lessee recognises a right of use ('ROU') asset representing its right to use the underlying asset and a lease liability representing its obligation to make lease payments.

The nature of expenses related to those leases will change as Ind AS 116 replaces the operating lease expense (i.e. rent) with depreciation charge for ROU assets and interest expense on lease liabilities. There are recognition exemptions for short-term leases and leases of low-value items. Lessor accounting remains similar to the current standard - i.e. lessors continue to classify leases as finance or operating leases. Management believes, based upon preliminary analysis that the impact of new lease standard is not material on its financial statements.

In addition to the above, the following amendments to existing standards have been issued, are not yet effective and are not expected to have a significant impact on the Company's standalone financial statements:



Alliance Mall Developers Co Private Limited

Notes to the financial statements (*Continued*)

for the year ended 31 March 2019

(Currency: Indian Rupees in Lakhs)

2.1 Basis of preparation (*Continued*)

(e) Standards issued but not yet effective (*Continued*)

Amendments to Ind AS 103, Business Combinations, and Ind AS 111, Joint Arrangements: This interpretation clarifies how an entity accounts for increasing its interest in a joint operation that meets the definition of a business.

Amendments to Ind AS 109, Financial Instruments: amendments relating to the classification of particular pre-payable financial assets.

Amendments to Ind AS 12, Income Taxes, clarify that all income tax consequences of dividends (including payments on financial instruments classified as equity) are recognised consistently with the transactions that generated the distributable profits - i.e. in profit or loss, other comprehensive income or equity. Further Appendix C, uncertainty over income tax treatments has been added to clarify how entities should reflect uncertainties over income tax treatments, in particular when assessing the outcome a tax authority might reach with full knowledge and information if it were to make an examination.

Amendment to Ind AS 19, Employee Benefits - The amendment to Ind AS 19 clarifies that on amendment, curtailment or settlement of a defined benefit plan, the current service cost and net interest for the remainder of the annual reporting period are calculated using updated actuarial assumptions - i.e. consistent with the calculation of a gain or loss on the plan amendment, curtailment or settlement. This amendment also clarifies that an entity first determines any past service cost, or a gain or loss on settlement, without considering the effect of the asset ceiling. This amount is recognised in profit or loss. The entity then determines the effect of the asset ceiling after plan amendment, curtailment or settlement. Any change in that effect is recognised in other comprehensive income (except for amounts included in net interest).

Amendments to Ind AS 23, Borrowing Costs, clarify that the general borrowings pool used to calculate eligible borrowing costs exclude only borrowings that specifically finance qualifying assets that are still under development or construction.

Amendments to Ind AS 28, Investments in Associates and Joint Ventures: When applying the equity method, a non-investment entity that has an interest in an investment entity associate or joint venture can elect to retain the fair value accounting applied by the associate or joint venture to its subsidiaries. Venture capital and other qualifying organisations can elect to measure investments in associates or joint ventures at fair value through profit or loss instead of applying the equity method. The amendments clarify that both these elections apply for each investment entity associate or joint venture separately.

(f) Measurement of fair values

A number of the Company's accounting policies and disclosures require measurement of fair values, for both financial and non-financial assets and liabilities.

Fair values are categorized into different levels in a fair value hierarchy based on the inputs used in the valuation techniques as follows.

- Level 1: quoted prices (unadjusted) in active markets for identical assets and liabilities.



Alliance Mall Developers Co Private Limited

Notes to the financial statements (Continued)

for the year ended 31 March 2019

(Currency: Indian Rupees in Lakhs)

2.1 Basis of preparation (Continued)

(f) Measurement of fair values (Continued)

- Level 2: inputs other than quotes prices included in Level 1 that are observable for the asset or liability, either directly (i.e. as prices) or indirectly (i.e. derived from prices).
- Level 3: inputs for the asset or liability that are not based on observable market data (unobservable inputs).

When measuring the fair value of an asset or a liability, the Company uses observable market data as far as possible. If the inputs used to measure the fair value of an asset or a liability fall into different levels of the fair value hierarchy, then the fair value measurement is categorised in its entirety in the same level of the fair value hierarchy as the lowest level input that is significant to the entire measurement.

The Company recognises transfers between levels of the fair value hierarchy at the end of the reporting period during which the change has occurred.

Further information about the assumptions made in measuring fair values is included in the following notes:

- Note 39 – financial instruments and
- Note 3B – investment property

(g) Current vs non-current classification

All assets and liabilities are classified into current and non-current.

An asset is classified as current when it satisfies any of the following criteria:

- (a) it is expected to be realised in, or is intended for sale or consumption in, the entity's normal operating cycle;
- (b) it is held primarily for the purpose of being traded;
- (c) it is expected to be realised within twelve months after the balance sheet date; or
- (d) it is cash or a cash equivalent unless it is restricted from being exchanged or used to settle a liability for at least twelve months after the balance sheet date.

All other assets are classified as non-current.

A liability is classified as current when it satisfies any of the following criteria:

- (a) it is expected to be settled in, the entity's normal operating cycle;
- (b) it is held primarily for the purpose of being traded;
- (c) it is due to be settled within twelve months after the balance sheet date; or
- (d) The Company does not have an unconditional right to defer settlement of the liability for at least twelve months after the balance sheet date.

All other liabilities are classified as non-current.



Alliance Mall Developers Co Private Limited

Notes to the financial statements (*Continued*)

for the year ended 31 March 2019

(Currency: Indian Rupees in Lakhs)

2.1 Basis of preparation (*Continued*)

(g) Current vs non-current classification (*Continued*)

All assets and liabilities have been classified as current or non-current as per the Company's normal operating cycle and other criteria set out above which are in accordance with the Schedule III to the Act.

Based on the nature of services and the time between the acquisition of assets for processing and their realisation in cash and cash equivalents, the Company has ascertained its operating cycle as 12 months for the purpose of current – non-current classification of assets and liabilities.

2.2 Significant accounting policies

The accounting policies set out below have been applied consistently to all periods presented in these financial statements.

A. Financial instruments

(i) *Recognition and initial measurement*

Trade receivables and debt securities issued are initially recognised when they are originated. All other financial assets and financial liabilities are initially recognised when the Company becomes a party to the contractual provisions of the instrument.

A financial asset or financial liability is initially measured at fair value plus, for an item not at fair value through profit and loss (FVTPL), transaction costs that are directly attributable to its acquisition or issue.

(ii) *Classification and subsequent measurement*

Financial assets

On initial recognition, a financial asset is classified as measured at

- amortised cost;
- FVOCI – debt investment;
- FVOCI – equity investment; or
- FVTPL

Financial assets are not reclassified subsequent to their initial recognition, except if and in the period the Company changes its business model for managing financial assets.

A financial asset is measured at amortized cost if it meets both of the following conditions and is not designated as at FVTPL:

- the asset is held within a business model whose objective is to hold assets to collect contractual cash flows; and



Alliance Mall Developers Co Private Limited

Notes to the financial statements (*Continued*)

for the year ended 31 March 2019

(Currency: Indian Rupees in Lakhs)

2.2 Significant accounting policies (*Continued*)

A. Financial instruments (*Continued*)

(ii) Classification and subsequent measurement (*Continued*)

- the contractual terms of the financial asset give rise on specified dates to cash flows that are solely payments of principal and interest on the principal amount outstanding.

A debt investment is measured at FVOCI if it meets both of the following conditions and is not designated as at FVTPL:

- the asset is held within a business model whose objective is achieved by both collecting contractual cash flows and selling financial assets; and
- the contractual terms of the financial asset give rise on specified dates to cash flows that are solely payments of principal and interest on the principal amount outstanding.

On initial recognition of an equity investment that is not held for trading, the Company may irrevocably elect to present subsequent changes in the investment's fair value in OCI (designates as FVOCI – equity investment). This election is made on an investment-by-investment basis.


All financial assets not classified as measured at amortized cost or FVOCI as described above are measured at FVTPL. This includes all derivative financial assets. On initial recognition, the Company may irrevocably designate a financial asset that otherwise meets the requirements to be measured at amortized cost or at FVOCI as at FVTPL if doing so eliminates or significantly reduces on accounting mismatch that would otherwise arise.

Financial assets: Business model assessment

The Company makes an assessment of the objective of the business model in which a financial asset is held at a portfolio level because this best reflects the way the business is managed and information is provided to management. The information considered includes:

- the stated policies and objectives for the portfolio and the operation of those policies in practice. These include whether management's strategy focuses on earning contractual interest income, maintaining a particular interest rate profit, matching the duration of the financial assets to the duration of any related liabilities or expected cash outflows or realizing cash flows through the sale of the assets;
- how the performance of the portfolio is evaluated and reported to the Company's management;
- the risk that affect the performance of the business model (and the financial assets held within that business model) and how those risks are managed;

how managers of the business are compensated - e.g. whether compensation is based on the fair value of the assets managed or the contractual cash flows collected; and



Alliance Mall Developers Co Private Limited

Notes to the financial statements (*Continued*)

for the year ended 31 March 2019

(Currency: Indian Rupees in Lakhs)

2.2 Significant accounting policies (*Continued*)

A. Financial instruments (*Continued*)

(ii) Classification and subsequent measurement (*Continued*)

- the frequency, volume and timing of sales of financial assets in prior periods, the reasons for such sales and expectations about future sales activity.

Transfers of financial assets to third parties in transactions that do not qualify for derecognition are not considered sales for this purpose, consistent with the Company's continuing recognition of the assets.

Financial assets that are held for trading or are managed and whose performance is evaluated on a fair value basis are measured at FVTPL.

Financial assets: Assessment whether contractual cash flows are solely payments of principal and interest

For the purposes of this assessment, 'principal' is defined as the fair value of the financial asset on initial recognition. 'Interest' is defined as consideration for the time value of money and for the credit risk associated with the principal amount outstanding during a particular period of time and for other basic lending risks and costs (e.g. liquidity risk and administrative costs), as well as a profit margin.

In assessing whether the contractual cash flows are solely payments of principal and interest, the Company considers the contractual terms of the instrument. This includes assessing whether the financial asset contains a contractual term that could change the timing or amount of contractual cash flows such that it would not meet this condition. In making this assessment, the Company considers:

- contingent events that would change the amount or timing of cash flows;
- terms that may adjust the contractual coupon rate, including variable interest rate features;
- prepayment and extension features; and
- terms that limit the Company's claim to cash flows from specified assets (e.g. non-recourse features)

A prepayment feature is consistent with the solely payments of principal and interest criterion if the prepayment amount substantially represents unpaid amounts of principal and interest on the principal amount outstanding, which may include reasonable additional compensation for early termination of the contract. Additionally, for a financial asset acquired at a significant discount or premium to its contractual par amount, a feature that permits or requires prepayment at an amount that substantially represents the contractual par amount plus accrued (but unpaid) contractual interest (which may also include reasonable additional compensation for early termination) is treated as consistent with this criterion if the fair value of the prepayment feature is insignificant at initial recognition.



Alliance Mall Developers Co Private Limited

Notes to the financial statements (*Continued*)

for the year ended 31 March 2019

(Currency: Indian Rupees in Lakhs)

2.2 Significant accounting policies (*Continued*)

A. Financial instruments (*Continued*)

(ii) *Classification and subsequent measurement (Continued)*

Financial assets: Subsequent measurement and gains and losses

Financial assets at FVTPL- These assets are subsequently measured at fair value. Net gains and losses, including any interest or dividend income, are recognised in profit or loss.

Financial assets at amortised cost- These assets are subsequently measured at amortised cost using the effective interest method. The amortised cost is reduced by impairment losses. Interest income, foreign exchange gains and losses and impairment are recognised in profit or loss. Any gain or loss on derecognition is recognised in profit or loss.

Debt investments at FVOCI- These assets are subsequently measured at fair value. Interest income under the effective interest method, foreign exchange gains and losses and impairment are recognised in profit or loss. Other net gains and losses are recognised in OCI. On derecognition, gains and losses accumulated in OCI are reclassified to profit or loss.

Equity investments at FVOCI - These assets are subsequently measured at fair value. Dividends are recognised as income in profit or loss unless the dividend clearly represents a recovery of part of the cost of the investment. Other net gains and losses are recognised in OCI and are not reclassified to profit or loss.


Financial liabilities: Classification, subsequent measurement and gains and losses

Financial liabilities are classified as measured at amortised cost or FVTPL. A financial liability is classified as at FVTPL if it is classified as held for trading, or it is a derivative or it is designated as such on initial recognition. Financial liabilities at FVTPL are measured at fair value and net gains and losses, including any interest expense, are recognised in profit or loss. Other financial liabilities are subsequently measured at amortised cost using the effective interest method. Interest expense and foreign exchange gains and losses are recognised in profit or loss. Any gain or loss on derecognition is also recognised in profit or loss.

(iii) *Derecognition*

Financial assets

The Company derecognises a financial asset when the contractual rights to the cash flows from the financial asset expire, or it transfers the rights to receive the contractual cash flows in a transaction in which substantially all of the risks and rewards of ownership of the financial asset are transferred or in which the Company neither transfers nor retains substantially all of the risks and rewards of ownership and does not retain control of the financial asset.



Alliance Mall Developers Co Private Limited

Notes to the financial statements (*Continued*)

for the year ended 31 March 2019

(Currency: Indian Rupees in Lakhs)

2.2 Significant accounting policies (*Continued*)

A. Financial instruments (*Continued*)

If the Company enters into transactions whereby it transfers assets recognised on its balance sheet, but retains either all or substantially all of the risks and rewards of the transferred assets, the transferred assets are not derecognised.

Financial liabilities

The Company derecognises a financial liability when its contractual obligations are discharged or cancelled, or expire.

The Company also derecognises a financial liability when its terms are modified and the cash flows under the modified terms are substantially different. In this case, a new financial liability based on the modified terms is recognised at fair value. The difference between the carrying amount of the financial liability extinguished and the new financial liability with modified terms is recognised in profit or loss.

(iv) *Offsetting*

Financial assets and financial liabilities are offset and the net amount presented in the balance sheet when, and only when, the Company currently has a legally enforceable right to set off the amounts and it intends either to settle them on a net basis or to realise the asset and settle the liability simultaneously.

B. Property, plant and equipment

(i) *Recognition and measurement*


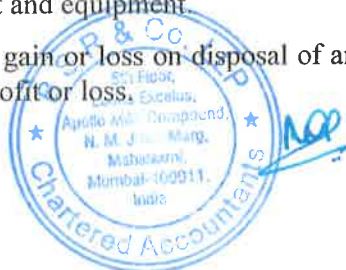
Items of property, plant and equipment are measured at cost, which includes capitalised borrowing costs, less accumulated depreciation and accumulated impairment losses, if any.

Cost of an item of property, plant and equipment comprises its purchase price, including import duties and non-refundable purchase taxes, after deducting trade discounts and rebates, any directly attributable cost of bringing the item to its working condition for its intended use and estimated costs of dismantling and removing the item and restoring the site on which it is located.

The cost of a self-constructed item of property, plant and equipment comprises the cost of materials and direct labour, any other costs directly attributable to bringing the item to working condition for its intended use, and estimated costs of dismantling and removing the item and restoring the site on which it is located.

If significant parts of an item of property, plant and equipment have different useful lives, then they are accounted for as separate items (major components) of property, plant and equipment.

Any gain or loss on disposal of an item of property, plant and equipment is recognised in profit or loss.



Alliance Mall Developers Co Private Limited

Notes to the financial statements (Continued)

for the year ended 31 March 2019

(Currency: Indian Rupees in Lakhs)

2.2 Significant accounting policies (Continued)

B. Property, plant and equipment (Continued)

(ii) Subsequent expenditure

Subsequent expenditure is capitalised only if it is probable that the future economic benefits associated with the expenditure will flow to the Company.

(iii) Depreciation

Depreciation on Property, Plant and Equipment of the company has been provided as per written down value method as per the estimated useful lives of the respective item of Property, Plant and Equipment indicated in Part 'C' of Schedule II of the Act or based on management estimates using technical evaluation.

The details are set out as below:

Asset category	Useful life estimated by the management	Useful life as per Schedule II of the Act
Paintings	10 years	NA
Vehicles	8 years	8 years
Computers	3 years	3 years

(iv) Capital work-in progress and capital advances

Capital work-in progress comprises of the cost of property, plant and equipment that are not yet ready for their intended use as at the balance sheet date. Advances given towards acquisition of property, plant and equipment outstanding at each balance sheet date are disclosed as 'Other non-current assets'.

C. Investment Property

(i) Recognition and measurement

Investment properties are held to earn rentals or for capital appreciation, or both, but not for sale in the ordinary course of business, use in the production or supply of goods or services or for administrative purposes. Investment properties are measured initially at their cost of acquisition. The cost comprises purchase price, borrowing cost if capitalization criteria are met and directly attributable cost of bringing the asset to its working condition for the intended use. Subsequent to initial recognition, investment property is measured at cost less accumulated depreciation and accumulated impairment losses, if any.



Alliance Mall Developers Co Private Limited

Notes to the financial statements (Continued)

for the year ended 31 March 2019

(Currency: Indian Rupees in Lakhs)

2.2 Significant accounting policies (Continued)

C. Investment Property

(ii) Subsequent expenditure

Subsequent costs are included in the asset's carrying amount or recognized as a separate asset, as appropriate, only when it is probable that future economic benefits associated with the item will flow to the Company. All other repair and maintenance costs are recognized in statement of profit and loss as incurred. Any gain or loss on disposal of investment property calculated as the difference between the net proceeds from disposal and the carrying amount of the item is recognized in Statement of Profit and Loss.

Though the Company measures investment property using cost-based measurement, the fair value of investment property is disclosed in the note no 3B of the Ind AS financial statements.

(iii) Depreciation

Depreciation on Investment Property has been provided as per written down value method as per the useful lives indicated in Part 'C' of Schedule II of the Act or based on management estimates using technical evaluation.

The details are set out as below:

Asset category	Useful life estimated by the management	Useful life as per Schedule II of the Act
Plant and equipment	15 years	15 years
Building	60 years	60 years
Furniture	10 years	10 years
Guest house building and Amenities	10 years	60 years

D. Impairment

(i) Impairment of financial instruments

The Company recognises loss allowances for expected credit losses on:

- financial assets measured at amortized cost; and
- financial assets measured at FVOCI- debt investments.

At each reporting date, the Company assesses whether financial assets carried at amortized cost and debt securities at FVOCI are credit impaired. A financial asset is 'credit impaired' when one or more events that have a detrimental impact on the estimated future cash flows of the financial asset have occurred.

Company measures loss allowances at an amount equal to lifetime expected credit losses, except for the following, which are measured as 12 month expected credit losses:

- debt securities that are determined to have low credit risk at the reporting date; and
- other debt securities and bank balances for which credit risk (i.e. the risk of default occurring over the expected life of the financial instrument) has not increased significantly since initial recognition.



Alliance Mall Developers Co Private Limited

Notes to the financial statements (*Continued*)

for the year ended 31 March 2019

(Currency: Indian Rupees in Lakhs)

2.2 Significant accounting policies (*Continued*)

D. Impairment (*Continued*)

(i) Impairment of financial instruments (*Continued*)

Trade and other receivables

The application of simplified approach does not require the Company to track changes in credit risk. Rather, it recognises impairment loss allowance based on lifetime ECLs at each reporting date, right from its initial recognition. Trade receivables are tested for impairment on a specific basis after considering the sanctioned credit limits, security like letters of credit, security deposit collected, etc. and expectations about future cash flows.

Lifetime expected credit losses are the expected credit losses that result from all possible default events over the expected life of a financial instrument.

12-month expected credit losses are the portion of expected credit losses that result from default events that are possible within 12 months after the reporting date (or a shorter period if the expected life of the instrument is less than 12 months).

In all cases, the maximum period considered when estimating expected credit losses is the maximum contractual period over which the Company is exposed to credit risk.

When determining whether the credit risk of a financial asset has increased significantly since initial recognition and when estimating expected credit losses, the Company considers reasonable and supportable information that is relevant and available without undue cost or effort. This includes both quantitative and qualitative information and analysis, based on the Company's historical experience and informed credit assessment and including forward looking information.

Measurement of expected credit losses

Expected credit losses are a probability-weighted estimate of credit losses. Credit losses are measured as the present value of all cash shortfalls (i.e. the difference between the cash flows due to the Company in accordance with the contract and the cash flows that the Company expects to receive).

Presentation of allowance for expected credit losses in the balance sheet

Loss allowances for financial assets measured at amortised cost are deducted from the gross carrying amount of the assets.

For debt securities at FVOCI, the loss allowance is charged to profit or loss and is recognised in OCI.

Write off

The gross carrying amount of a financial asset is written off (either partially or in full) to the extent that there is no realistic prospect of recovery. This is generally the case when the Company determines that the debtor does not have assets or sources of income that could generated sufficient cash flows to be subject to enforcement activities in order to comply with the Company's procedures for recovery of amounts due.



Alliance Mall Developers Co Private Limited

Notes to the financial statements (*Continued*)

for the year ended 31 March 2019

(Currency: Indian Rupees in Lakhs)

2.2 Significant accounting policies (*Continued*)

D. Impairment (*Continued*)

(ii) Impairment of non-financial assets

The Company's non-financial assets, other than deferred tax assets, are reviewed at each reporting date to determine whether there is any indication of impairment. If any such indication exists, then the asset's recoverable amount is estimated. Goodwill is tested annually for impairment.

For impairment testing, assets that do not generate independent cash inflows are grouped together into cash generating units (CGUs). Each CGU represents the smallest group of assets that generates cash inflows that are largely independent of the cash inflows of other assets or CGUs.

Goodwill arising from a business combination is allocated to CGUs or groups of CGUs that are expected to benefit from the synergies of the combination.

The recoverable amount of a CGU (or an individual asset) is the higher of its value in use and its fair value less costs to sell. Value in use is based on the estimated future cash flows, discounted to their present value using a pre-tax discount rate that reflects current market assessments of the time value of money and the risks specific to the CGU (or the asset).

The Company's corporate assets (e.g. central office building for providing support to various CGUs) do not generate independent cash inflows. To determine impairment of a corporate asset, recoverable amount is determined for the CGUs to which the corporate asset belongs.

An impairment loss is recognised if the carrying amount of an asset or CGU exceeds its estimated recoverable amount. Impairment losses are recognised in the statement of profit and loss. Impairment loss recognised in respect of a CGU is allocated first to reduce the carrying amount of any goodwill allocated to the CGU, and then to reduce the carrying amounts of the other assets of the CGU (or group of CGUs) on a pro rata basis.

An impairment loss in respect of goodwill is not subsequently reversed. In respect of other assets for which impairment loss has been recognised in prior periods, the Company reviews at each reporting date whether there is any indication that the loss has decreased or no longer exists. An impairment loss is reversed if there has been a change in the estimates used to determine the recoverable amount. Such a reversal is made only to the extent that the asset's carrying amount does not exceed the carrying amount that would have been determined, net of depreciation or amortisation, if no impairment loss had been recognised.



Alliance Mall Developers Co Private Limited

Notes to the financial statements (*Continued*)

for the year ended 31 March 2019

(Currency: Indian Rupees in Lakhs)

2.2 Significant accounting policies (*Continued*)

E. Employee benefits

(i) Short-term employee benefits

Short-term employee benefit obligations are measured on an undiscounted basis and are expensed as the related service is provided. A liability is recognised for the amount expected to be paid, if the Company has a present legal or constructive obligation to pay this amount as a result of past service provided by the employee, and the amount of obligation can be estimated reliably.

(ii) Defined contribution plans

A defined contribution plan is a post-employment benefit plan under which an entity pays fixed contribution into a separate entity and will have no legal or constructive obligation to pay further amounts.

The Company makes specified monthly contributions towards Government administered provident fund scheme. Obligations for contributions to defined contribution plans are recognised as an employee benefit expense in profit or loss in the periods during which the related services are rendered by employees.

Prepaid contributions are recognised as an asset to the extent that a cash refund or a reduction in future payments is available.

(iii) Defined benefit plans

A defined benefit plan is a post-employment benefit plan other than a defined contribution plan. The Company's net obligation in respect of defined benefit plans is calculated separately for each plan by estimating the amount of future benefit that employees have earned in the current and prior periods, discounting that amount and deducting the fair value of any plan assets.

The calculation of defined benefit obligation is performed annually by a qualified actuary using the projected unit credit method. When the calculation results in a potential asset for the Company, the recognised asset is limited to the present value of economic benefits available in the form of any future refunds from the plan or reductions in future contributions to the plan ('the asset ceiling'). In order to calculate the present value of economic benefits, consideration is given to any minimum funding requirements.

Remeasurement of the net defined benefit liability, which comprise actuarial gains and losses, the return on plan assets (excluding interest) and the effect of the asset ceiling (if any, excluding interest), are recognised in OCI. The Company determines the net interest expense (income) on the net defined benefit liability (asset) for the period by applying the discount rate used to measure the defined benefit obligation at the beginning of the annual period to the then-net defined benefit liability (asset), taking into account any changes in the net defined benefit liability (asset) during the period as a result of contributions and benefit payments. Net interest expense and other expenses related to defined benefit plan are recognised in profit or loss.



Alliance Mall Developers Co Private Limited

Notes to the financial statements (*Continued*)

for the year ended 31 March 2019

(Currency: Indian Rupees in Lakhs)

2.2 Significant accounting policies (*Continued*)

E. Employee benefits (Continued)

(iii) Defined contribution plans (Continued)

When the benefits of a plan are changed or when a plan is curtailed, the resulting change in benefit that relates to past service ('past service cost' or 'past service gain') or the gain or loss on curtailment is recognised immediately in profit or loss. The Company recognises gains and losses on the settlement of a defined benefit plan when the settlement occurs.

(iv) Other long-term employee benefits

The Company net obligation in respect of long-term employee benefits other than post-employment benefits is the amount of future benefit that employees have earned in return for their service in the current and prior periods; that benefit is discounted to determine its present value, and the fair value of any related assets is deducted. The obligation is measured on the basis of an annual independent actuarial valuation using the projected unit credit method. Remeasurement gains or losses are recognised in profit or loss in the period in which they arise.

F. Provisions (other than for employee benefits)

A provision is recognised if, as a result of a past event, the Company has a present legal or constructive obligation that can be estimated reliably, and it is probable that an outflows of economic benefits will be required to settle the obligation. Provisions are determined by discounting the expected future cash flows (representing the best estimate of the expenditure required to settle the present obligation at the balance sheet date) at a pre-tax rate that reflects current market assessment of the time value of money and the risks specific to the liability. The unwinding of the discount is recognised as finance cost. Expected future operating losses are not provided for.

G. Revenue recognition

Ind AS 115 has been notified by Ministry of Corporate Affairs (MCA) on March 28, 2018 and is effective from accounting period beginning on or after April 01, 2018.

Revenue is recognised to the extent that it is probable that the economic benefits will flow to the Company and the revenue can be reliably measured.

(i) Revenue from real estate projects

The Company has applied modified retrospective approach in adopting the new standard (for all contracts other than completed contracts) and accordingly recognised revenue in accordance with Ind AS 115 as compared to earlier Percentage of Completion method as per the Guidance Note on Accounting for Real Estate Transactions (for entities to whom Ind AS is applicable).



Alliance Mall Developers Co Private Limited

Notes to the financial statements (*Continued*)

for the year ended 31 March 2019

(Currency: Indian Rupees in Lakhs)

2.2 Significant accounting policies (*Continued*)

G. Revenue recognition (*Continued*)

(i) Revenue from real estate projects (*Continued*)

As these are the first set of the Company's financial statements prepared in accordance with Ind AS 115, an explanation of how the transition to Ind AS 115 has affected the previously reported financial position, financial performance and cash flows of the Company is provided in Note 43.

The Company derives revenues primarily from sale of properties comprising of both commercial and residential units.

The Company recognises revenue when it determines the satisfaction of performance obligations at a point in time. Revenue is recognised upon transfer of control of promised products to customer in an amount that reflects the consideration which the Company expects to receive in exchange for those products.

In arrangements for sale of units the Company has applied the guidance in Ind AS 115, Revenue from contract with customer, by applying the revenue recognition criteria for each distinct performance obligation. The arrangements with customers generally meet the criteria for considering sale of units as distinct performance obligations. For allocating the transaction price, the Company has measured the revenue in respect of each performance obligation of a contract at its relative standalone selling price. The price that is regularly charged for an item when sold separately is the best evidence of its standalone selling price. The transaction price is also adjusted for the effects of the time value of money if the contract includes a significant financing component. Any consideration payable to the customer is adjusted to the transaction price, unless it is a payment for a distinct product or service from the customer.

For sale of units, the Company recognises revenue when its performance obligations are satisfied and customer obtains control of the asset.

Contract assets are recognised when there is excess of revenue earned over billings on contracts. Contract assets are classified as unbilled receivables (only act of invoicing is pending) when there is unconditional right to receive cash, and only passage of time is required, as per contractual terms.

Contract liabilities are recognised when there is billing in excess of revenue and advance received from customers.

(ii) Dividend income

Dividend income is recognized in the statement of profit and loss on the date the entity's right to receive the payments is established.

(iii) License fees and rental income

License and rental income is recognised in the Statement of Profit and Loss on straight line basis over the lease term. Rental income earned from letting of space at the properties is recognised in the period in which the performance obligation is satisfied.



Alliance Mall Developers Co Private Limited

Notes to the financial statements (*Continued*)

for the year ended 31 March 2019

(Currency: Indian Rupees in Lakhs)

2.2 Significant accounting policies (*Continued*)

G. Revenue recognition (*Continued*)

Revenue is measured based on the transaction price, which is the consideration, adjusted for volume discounts, performance bonuses, price concessions and incentives, if any, as specified in the contract with the customer.

(iv) **Service charges**

Service charges include common area maintenance and HVAC charges in respect of which revenue is recognised in the period in which the services are being rendered.

(v) **Other operating revenue**

Other operating revenue includes space on hire, kiosk income and rental for data and voice in respect of which revenue is recognised in the period in which the services are being rendered.

All revenue is stated exclusive of goods and service tax.

Use of significant judgements in revenue recognition

- Judgement is also required to determine the transaction price for the contract. The transaction price could be either a fixed amount of customer consideration or variable consideration with elements such as volume discounts, price concessions and incentives. The transaction price is also adjusted for the effects of the time value of money if the contract includes a significant financing component. Any consideration payable to the customer is adjusted to the transaction price, unless it is a payment for a distinct product or service from the customer. The estimated amount of variable consideration is adjusted in the transaction price only to the extent that it is highly probable that a significant reversal in the amount of cumulative revenue recognised will not occur and is reassessed at the end of each reporting period. The Company allocates the elements of variable considerations to all the performance obligations of the contract unless there is observable evidence that they pertain to one or more distinct performance obligations.

H. Leases

(i) **Determining whether an arrangement contains a lease**

At inception of an arrangement, it is determined whether the arrangement is or contains a lease.

At inception or on reassessment of the arrangement that contains a lease, the payments and other consideration required by such an arrangement are separated into those for the lease and those for other elements on the basis of their relative fair values. If it is concluded for a finance lease that it is impracticable to separate the payments reliably, then an asset and a liability are recognised at an amount equal to the fair value of the



Alliance Mall Developers Co Private Limited

Notes to the financial statements (Continued)

for the year ended 31 March 2019

(Currency: Indian Rupees in Lakhs)

underlying asset. The liability is reduced as payments are made and an imputed finance cost on the liability is recognised using the incremental borrowing rate.

2.2 Significant accounting policies (Continued)

H. Leases (Continued)

(ii) Assets held under leases

Leases of property, plant and equipment that transfer to the Company substantially all the risks and rewards of ownership are classified as finance leases. The leased assets are measured initially at an amount equal to the lower of their fair value and the present value of the minimum lease payments. Subsequent to initial recognition, the assets are accounted for in accordance with the accounting policy applicable to similar owned assets.

Assets held under leases that do not transfer to the Company substantially all the risks and rewards of ownership (i.e. operating leases) are not recognised in the Company's Balance Sheet.

(iii) Lease payments

Payments made under operating leases are generally recognised in profit or loss on a straight-line basis over the term of the lease unless such payments are structured to increase in line with expected general inflation to compensate for the lessor's expected inflationary cost increases. Minimum lease payments made under finance leases are apportioned between the finance charge and the reduction of the outstanding liability. The finance charge is allocated to each period during the lease term so as to produce a constant periodic rate of interest on the remaining balance of the liability.

I. Recognition of interest income or expense

Interest income or expense is recognised using the effective interest method.

The 'effective interest rate' is the rate that exactly discounts estimated future cash payments or receipts through the expected life of the financial instrument to:

- the gross carrying amount of the financial asset; or
- the amortised cost of the financial liability.

In calculating interest income and expense, the effective interest rate is applied to the gross carrying amount of the asset (when the asset that have become credit-impaired) or to the amortised cost of the liability. However, for financial assets that have become credit-impaired subsequent to initial recognition, interest income is calculated by applying the effective interest rate to the amortised cost of the financial asset. If the asset is no longer credit-impaired, then the calculation of interest income reverts to the gross basis.



Alliance Mall Developers Co Private Limited

Notes to the financial statements (*Continued*)

for the year ended 31 March 2019

(Currency: Indian Rupees in Lakhs)

2.2 Significant accounting policies (*Continued*)

J. Income tax

Income tax comprises current and deferred tax. It is recognised in profit or loss except to the extent that it relates to a business combination or to an item recognised directly in equity or in other comprehensive income.

(i) Current tax

Current tax comprises the expected tax payable or receivable on the taxable income or loss for the year and any adjustment to the tax payable or receivable in respect of previous years. The amount of current tax reflects the best estimate of the tax amount expected to be paid or received after considering the uncertainty, if any, related to income taxes. It is measured using tax rates (and tax laws) enacted or substantively enacted by the reporting date.

Current tax assets and current tax liabilities are offset only if there is a legally enforceable right to set off the recognised amounts, and it is intended to realise the asset and settle the liability on a net basis or simultaneously.

(ii) Deferred tax

Deferred tax is recognised in respect of temporary differences between the carrying amounts of assets and liabilities for the financial reporting purposes and the corresponding amounts used for taxation purposes. Deferred tax is also recognised in respect of carried forward tax losses and tax credits. Deferred tax is not recognised for:

- temporary differences arising on the initial recognition of assets or liabilities in a transaction that is not a business combination and that affects neither accounting nor taxable profit or loss at the time of the transaction;
- temporary differences related to investments in subsidiaries, associates and joint arrangements to the extent that the Company is able to control the timing of the reversal of the temporary differences and it is probable that they will not reverse in the foreseeable future; and
- taxable temporary differences arising on the initial recognition of goodwill.

Deferred tax assets are recognised to the extent that it is probable that future taxable profits will be available against which they can be used. The existence of unused tax losses is strong evidence that future taxable profit may not be available. Therefore, in case of a history of recent losses, the Company recognises a deferred tax asset only to the extent that it has sufficient taxable temporary differences or there is convincing other evidence that sufficient taxable profit will be available against which such deferred tax asset can be realised. Deferred tax assets – unrecognised or recognised, are reviewed at each reporting date and are recognised / reduced to the extent that it is probable respectively that the related tax benefit will be realised.



Alliance Mall Developers Co Private Limited

Notes to the financial statements (Continued)

for the year ended 31 March 2019

(Currency: Indian Rupees in Lakhs)

Deferred tax is measured at the tax rates that are expected to apply to the period when the asset is realised or the liability is settled, based on the laws that have been enacted or substantively enacted by the reporting date.

2.2 Significant accounting policies (Continued)

J. Income tax (Continued)

(ii) Deferred tax (Continued)

The measurement of deferred tax reflects the tax consequences that would follow from the manner in which the Company expects, at the reporting date, to recover or settle the carrying amount of its assets and liabilities.

Deferred tax assets and liabilities are offset if there is a legally enforceable right to offset current tax liabilities and assets, and they relate to income taxes levied by the same tax authority on the same taxable entity, or on different tax assets and liabilities will be realised simultaneously.

Minimum Alternate Tax ('MAT') credit entitlement is generally recognised as a deferred tax asset if it is probable (more likely than not) that MAT credit can be used in future years to reduce the regular tax liability.

K. Borrowing cost

Borrowing costs are interest and other costs (including exchange differences relating to foreign currency borrowings to the extent that they are regarded as an adjustment to interest costs) incurred in connection with the borrowing of funds. Borrowing costs directly attributable to acquisition or construction of an asset which necessarily take a substantial period of time to get ready for their intended use are capitalised as part of the cost of that asset. Other borrowing costs are recognised as an expense in the period in which they are incurred.

L. Foreign exchange translation and accounting of foreign exchange transaction

(i) Initial Recognition

Foreign currency transactions are initially recorded in the reporting currency, by applying to the foreign currency amount the exchange rate between the reporting currency and the foreign currency at the date of the transaction. However, for practical reasons, the Company uses a monthly average rate if the average rate approximates the actual rate at the date of the transactions.

(ii) Conversion

Monetary assets and liabilities denominated in foreign currencies are reported using the closing rate at the reporting date. Non-monetary items which are carried in terms of historical cost denominated in a foreign currency are reported using the exchange rate at the date of the transaction.



Alliance Mall Developers Co Private Limited

Notes to the financial statements (*Continued*)

for the year ended 31 March 2019

(Currency: Indian Rupees in Lakhs)

2.2 Significant accounting policies (*Continued*)

L. Foreign exchange translation and accounting of foreign exchange transaction (Continued)

(iii) Treatment of Exchange Difference

Exchange differences arising on settlement/ restatement of short-term foreign currency monetary assets and liabilities of the Company are recognized as income or expense in the Statement of Profit and Loss.

M. Earnings per share

The Company presents basic and diluted earnings per share (EPS) data for its ordinary shares. Basic EPS is calculated by dividing the profit or loss attributable to ordinary shareholders of the Company by the weighted average number of ordinary shares outstanding during the period, adjusted for own shares held. Diluted EPS is determined by adjusting the profit or loss attributable to ordinary shareholders and the weighted average number of ordinary shares outstanding, adjusted for own shares held, for the effects of all dilutive potential ordinary shares, except where the results would be anti-dilutive.

N. Cash and cash equivalents

Cash and cash equivalent comprise of cash on hand and at banks, which are subject to an insignificant risk of changes in value.

O. Inventories

Direct expenses like cost of land, site labour cost, material used for project construction, project management consultancy and general expenses incurred specifically for the residential project like insurance, design and technical assistance, borrowing costs and construction overheads are taken as the cost of project work-in-progress.

These inventories are valued at lower of cost or net realisable value; cost is determined on the weighted average method. Net realisable value is the estimated selling price in the ordinary course of business, less estimated costs of completion and estimated costs necessary to make the sale.

L. Changes in significant accounting policy

The Company has applied Ind AS 115 "Revenue from contracts with customer" using the modified retrospective approach with the cumulative impact to the retained earnings as on 1 April 2018 and accordingly recognised revenue in accordance with Ind AS 115 as disclosed in Note no 43 to the standalone financial statements.



Alliance Mall Developers Co Private Limited

Notes to the financial statements (Continued)

as at 31 March 2019

(Currency : Indian Rupees in Lakhs)

Note 3A : Property, plant and equipment

Particulars	Paintings	Vehicles	Computers	Furniture	Guest house building and Amenities	Total
Gross Block:						
Balance as at 1 April 2017	0.74	0.20	6.31	2.82	-	10.07
Additions **	-	-	11.43	231.61	548.86	791.90
Disposals	-	-	-	-	-	-
Balance as at 31 March 2018	0.74	0.20	17.74	234.43	548.86	801.97
Additions	-	-	2.53	3.00	-	5.53
Disposals	-	-	-	-	-	-
Balance as at 31 March 2019	0.74	0.20	20.27	237.43	548.86	807.50
Accumulated depreciation						
Balance as at 1 April 2017	0.14	0.07	2.07	0.40	-	2.68
Depreciation for the year	0.04	0.04	6.37	40.31	35.41	82.17
Disposals	-	-	-	-	-	-
Balance as at 31 March 2018	0.18	0.11	8.44	40.71	35.41	84.85
Depreciation for the year	0.17	0.03	7.05	50.80	132.88	190.93
Disposals	-	-	-	-	-	-
Balance as at 31 March 2019	0.35	0.14	15.49	91.51	168.29	275.78
Net Block:						
Balance as at 31 March 2018	0.56	0.09	9.30	193.72	513.45	717.12
Balance as at 31 March 2019	0.39	0.06	4.78	145.92	380.57	531.72

** The additions during previous year includes Rs 548.86 lakhs on account of re-classification from inventory to property, plant and equipment under head 'Guest house building and amenities' (refer note 11).



Alliance Mall Developers Co Private Limited

Notes to the financial statements (Continued)

as at 31 March 2019

(Currency : Indian Rupees in Lakhs)

Note 3B : Investment property

A. Reconciliation of carrying amount

Particulars	Freehold land	Plant and equipment	Building	Total
Gross carrying amount:				
Carrying amount as at 1 April 2017	7,808.62	5.84	-	7,814.46
Additions *	-	4,272.02	16,769.04	21,041.06
Disposals	-	-	-	-
Balance as at 31 March 2018	7,808.62	4,277.86	16,769.04	28,855.52
Additions *	-	15.58	9,153.86	9,169.44
Disposals	-	-	-	-
Balance as at 31 March 2019	7,808.62	4,293.44	25,922.90	38,024.96
Accumulated amortisation				
Balance as at 1 April 2017	-	1.59	-	1.59
Depreciation for the year	-	546.84	551.19	1,098.03
Balance as at 31 March 2018	-	548.43	551.19	1,099.62
Depreciation for the year	-	686.28	1,003.24	1,689.52
Balance as at 31 March 2019	-	1,234.71	1,554.43	2,789.14
Carrying amounts (net):				
At 31 March 2018	7,808.62	3,729.43	16,217.85	27,755.90
At 31 March 2019	7,808.62	3,058.73	24,368.47	35,235.82
Fair Value:				
At 31 March 2018				65,133.00
At 31 March 2019				70,163.26

Notes:

*The additions include adjustment of Rs 9,088.02 lakhs (previous year Rs 20,330.59 lakhs) on account of transfer from investment property under development to investment property as property is ready for use. (refer note 4).

Of the above, land measuring 12.48 acres and building thereon is subject to first charge for secured bank loans (refer note 18).



Alliance Mall Developers Co Private Limited

Notes to the financial statements (Continued)

as at 31 March 2019

(Currency : Indian Rupees in Lakhs)

Note 3B : Investment property

B. Measurement of fair values

i. Fair value hierarchy

The fair value of investment property has been determined by external, independent property valuer, having appropriate recognised professional qualifications and recent experience in the location and category of the property being valued. The fair value measurement for the investment property has been categorised as a Level 2 fair value based on the inputs to the valuation technique used

ii. Valuation technique

The companies investment properties consist of Retail Mall and Land at Coimbatore. Description of valuation techniques used and key inputs to valuation on investment properties are as follows:

Type	Valuation technique	Significant unobservable	Inter-relationship between
Investment property	DCF method (refer below)	1). Discount Rate; 2). Market capitalisation rate	15.50% to 20.00%; 8.5%

The Company follows discounted cash flow (DCF) method. The DCF method is a financial modelling technique based on explicit assumptions regarding the prospective income arising out of the development to be carried out on the subject land parcel. In case of a valuation of a large land parcel like the subject property, where the development potential is realised over a period of time (i.e. time value of money comes into the picture) and also where there are no or few immediate similar properties (i.e. comparable) available for comparison, the DCF method considering relevant potential developments of the project is used.

C. Amount recognised in profit and loss for investment properties

	31 March 2019	31 March 2018
Rental Income derived from Investment Property	4,181.07	1,796.58
Less: direct operating expenses from property that generated rental income	582.10	546.32
Profit from investment properties before depreciation	3,598.98	1,250.26
Depreciation	1,689.52	1,098.03
Profit from investment properties	1,909.46	152.23

D. The Company has no restriction on the realisability of its investment property and no contractual obligations to purchase, construct or develop investment properties or for repairs, maintenance and enhancements.



Alliance Mall Developers Co Private Limited

Notes to the financial statements (Continued)

as at 31 March 2019

(Currency : Indian Rupees in Lakhs)

	31 March 2019	31 March 2018
Note 4 : Investment property under construction		
Opening balance	8,637.11	25,421.23
<i>Additions during the year :</i>		
Construction cost	-	2,297.33
Personnel cost	-	102.06
Professional fees	-	212.79
Rates and taxes	-	87.49
Borrowing costs	363.56	729.54
Other expenses	87.36	117.26
	450.92	3,546.47
Less : transferred to investment property on capitalisation of mall (refer note 3B) *	9,088.03	20,330.59
Total investment property under development	-	8,637.11

* The Company has constructed retail mall at Coimbatore. The mall has started its operation from 21 July 2017. The expenditure incurred till operation of mall is capitalised as "Investment Property" as it is ready for intended use and unfinished portion of mall which not ready for intended use is classified as "Investment property under development". The same is fully capitalised in financial year 2018-19 upon completion of construction of unfinished portion and now it is ready for intended use.



Notes to the financial statements (Continued)

(Currency : Indian Rupees in Lakhs)

	31 March 2019	31 March 2018
Investments valued at fair value through other comprehensive income (FVOCI)		
Investment in unquoted equity shares		
In other companies	42.90	-
Total non-current investments	42.90	-

	31 March 2019		31 March 2018	
	Nos	Rs in lakhs	Nos	Rs in lakhs
II) Investments valued at fair value, fully paid up, unquoted, unless otherwise stated				
a) Investments in equity shares:				
In other companies				
IRIS Ecopower Venture Private Limited (Face value of Rs.10 each fully paid up)	429,000	42.90	-	-
Choice Realty Private Limited (Face value of Rs.10 each fully paid up)	8,000	50.00	8,000	50.00
Shine Enterprises Private Limited (Face value of Rs.100 each fully paid up)	23,000	598.00	23,000	598.00
	460,000	690.90	31,000	648.00
		(648.00)		(648.00)
(Loss) on remeasuring investments at FVOCI	460,000	42.90	31,000	-

Particulars	31 March 2019	31 March 2018
Details:		
Aggregate amount of quoted investments and market value thereof	-	-
Aggregate amount of unquoted investments	-	-
Aggregate amount of impairment in value of investments	-	-



Alliance Mall Developers Co Private Limited

Notes to the financial statements (Continued)

as at 31 March 2019

(Currency : Indian Rupees in Lakhs)

31 March 2019

31 March 2018

Note 6 : Loans

(Unsecured, considered good)

To parties other than related parties

Security deposit

283.26	210.44
283.26	210.44

Note 7 : Other financial assets

(Unsecured, considered good, unless otherwise stated)

Mobilisation advances

Considered good

15.30

544.85

Considered doubtful

1,002.64

1,035.76

Loss allowance

Less : Provision for expected credit loss

(1,002.64)

(1,035.76)

15.30

544.85

Total other non current financial assets

15.30

544.85

Note 8 : Deferred tax assets (net)

Tax effect of items constituting deferred tax assets:

Indexation of freehold land

1,599.67

1,489.84

Loss on remeasuring investments at FVOCI

142.83

142.83

Provision for expected credit loss on financial assets

735.75

744.88

Tax effect of items constituting deferred tax (liabilities):

Discounting of security deposits received to present value and corresponding impact on finance cost

(0.14)

(4.08)

On deferred assets on fair value of corporate guarantee given by parent company

(148.07)

(161.84)

Total Deferred tax assets (net)

2,330.05

2,211.63



Alliance Mall Developers Co Private Limited

Notes to the financial statements (Continued)

as at 31 March 2019

(Currency : Indian Rupees in Lakhs)

Note 9 : Non-current tax assets (net)

(a) Amounts recognised in statement of profit and loss

Particulars	31 March 2019	31 March 2018
Current tax expense (A)		
Current year	-	-
Deferred tax expense (B)		
Origination and reversal of temporary differences	(117.18)	123.40
Tax expense recognised in the income statement (A+B)	(117.18)	123.40

(b) Amounts recognised in other comprehensive income

Particulars	Before tax	31 March 2019 Tax (expense) benefit	Net of tax	Before tax	31 March 2018 Tax (expense) benefit	Net of tax
Items that will not be reclassified to profit or loss						
Remeasurement of the defined benefit plans	(3.38)	1.23	(2.15)	2.78	(1.01)	1.76
Losses on remeasuring investments at FVOCI	-	-	-	-	-	-
	(3.38)	1.23	(2.15)	2.78	(1.01)	1.76



Alliance Mall Developers Co Private Limited

Notes to the financial statements (Continued)

as at 31 March 2019

(Currency : Indian Rupees in Lakhs)

Note 9 : Non-current tax assets (net)

(c) Reconciliation of effective tax rate

Particulars	31 March 2019	31 March 2018
(Loss) before tax	(488.05)	(1,673.35)
Tax using the Company's domestic tax rate (Current year 27.82% and Previous Year 27.55%)	(135.78)	(461.05)
Tax effect of :		
Effect of income which is exempt from taxation	-	(0.09)
Effect of indexation benefit on land	(109.82)	(94.44)
Effect on deferred tax due to change in tax rate	(7.70)	154.04
Equity component of corporate guarantee by PIPL	-	-
Other adjustments	30.53	74.57
Effect of current year / brought forward losses for which no deferred tax is recognised	105.59	450.37
Tax expense as per Statement of Profit & Loss	(117.18)	123.40
Effective tax rate	24.01%	-7.37%

Non-current tax assets (net)

	31 March 2019	31 March 2018
Advance tax including tax deducted at source (net of provision for tax Rs 44.39 lakhs (31 March 2018 Rs 44.39 lakhs)	429.23	129.92
Total non-current tax assets (net)	429.23	129.92



Alliance Mall Developers Co Private Limited

Notes to the financial statements (Continued)

as at 31 March 2019

(Currency : Indian Rupees in Lakhs)

Note 9 : Non-current tax assets (net)

(d) Movement in deferred tax balances

	Net balances at 1 April 2018	Recognised in the statement of profit and loss	Recognised in OCI	Balance at 31 March 2019 Net	Deferred tax asset	Deferred tax liabilities
Property, Plant and Equipment	0.21	-	-	0.21	0.21	-
Investment Property	1,489.63	(109.82)	-	1,599.46	1,599.46	-
Investments	142.83	-	-	142.83	142.83	-
Financial assets	744.88	9.13	-	735.75	735.75	-
Other assets	(161.84)	(13.78)	-	(148.07)	-	148.07
Financial and other liabilities	(4.08)	(2.71)	(1.23)	(0.14)	-	0.14
Tax assets (liabilities) before set-off	2,211.63	(117.18)	(1.23)	2,330.05	2,478.25	148.20
Set-off of deferred tax liabilities					(148.20)	
Net deferred tax assets/ (liabilities)					2,330.05	



Alliance Mall Developers Co Private Limited

Notes to the financial statements (Continued)

as at 31 March 2019

(Currency : Indian Rupees in Lakhs)

Note 9 : Non-current tax assets (net)

	Balance at 31 March 2018			
	Net balances at 1 April 2017	Recognised in the statement of profit and loss	Recognised in OCI	Net Deferred tax asset / liabilities
Property, Plant and Equipment	1.02	0.81		0.21
Investment Property	1,395.40	(94.23)		1,489.63
Investments	142.83	-	-	142.83
Financial assets	888.77	143.89		744.88
Other assets	(89.27)	72.57		(161.84)
Financial and other liabilities	(2.71)	0.36	1.01	(4.08)
Tax assets (liabilities) before set-off	2,336.04	123.40	1.01	2,377.55
Set-off of deferred tax liabilities				(165.92)
Net deferred tax assets/ (liabilities)				2,211.63

(e) Unrecognised deferred tax assets

Deferred tax have not been recognised in respect of the following items :

Particulars	31 March 2019	31 March 2018
Unrecognised tax losses carried forward	379.54	48.70
Tax effect of unrecognised tax losses carried forward	105.59	13.42
	105.59	13.42



Alliance Mall Developers Co Private Limited

Notes to the financial statements (Continued)

as at 31 March 2019

(Currency : Indian Rupees in Lakhs)

Note 10 : Other non current assets

(Unsecured, considered good)

To related parties

Deferred guarantee expense on corporate guarantee given by holding company (Prozone Intu Properties Limited)

31 March 2019 31 March 2018

487.40 537.40

To parties other than related parties

Goods and services tax (GST) input

68.42 550.95

Total other non current assets

555.82 1,088.35

Note 11 : Inventories

(valued at cost or net realisable value, whichever is lower)

Residential project

Opening work in progress

3,345.96 3,470.24

Additions during the year:

Construction cost

4.36 80.57

Personnel cost

86.84 56.81

Professional fees

- 7.65

Other expenses

190.36 97.07

Rates and taxes

0.25 182.48

Less: transferred to property, plant and equipment (refer note 3A)*

- (548.86)

Total inventories

3,627.77 3,345.96

*The expenses incurred towards residential guest house building and amenities are now reclassified under Property, plant and equipment.

Note 12 : Trade receivables

(Unsecured, considered good)

Trade Receivables considered good - Unsecured

910.63 408.51

Total trade receivables

910.63 408.51

Note 13 : Cash and cash equivalents

Balances with banks:

- In current accounts

70.57 88.33

Cash on hand

1.82 1.89

Total cash and cash equivalents

72.39 90.22

Note 14 : Other bank balance

Bank deposits (with original maturity of less than 12 months) (refer note below)*

603.51 510.96

603.51 510.96

* Restrictions on fixed deposits

Fixed deposit has been offered as a security against lease rental discounting loan taken from Bank which is equivalent to 3 months instalments. The said loan is taken in the month December 2017 which is for period of 12 years. The fixed deposit is required to be maintain throughout tenure of said loan.



Alliance Mall Developers Co Private Limited

Notes to the financial statements (Continued)

as at 31 March 2019

*(Currency : Indian Rupees in Lakhs)

Note 15 : Loans

(Unsecured, considered good, unless otherwise stated)

To parties other than related parties

Loan to other parties

Loan receivables which have significant increase in credit risk

Less : Provision for expected credit loss

Loan given to employees

Total Loans

31 March 2019 31 March 2018

-	1,667.72
-	(1,667.72)
-	-
4.90	4.30
4.90	4.30

Note 16 : Other current assets

(Unsecured, considered good)

To related parties

Current portion of deferred guarantee expense on corporate guarantee given by holding company (Prozone Intu Properties Limited)

To parties other than related parties

Prepaid expenses

Advances to creditors

Unbilled revenue

Other advances

Total other current assets

50.00	50.00
84.17	107.45
215.59	307.55
81.13	-
20.49	27.19
451.38	492.19



Alliance Mall Developers Co Private Limited

Notes to the financial statements (Continued)

as at 31 March 2019

(Currency : Indian Rupees in Lakhs)

Note 17 : Equity share capital

Particulars	31 March 2019	31 March 2018
Authorised		
33.00 lakhs (31 March 2018: 33.00 lakhs) equity shares of Rs 10 each	330.00	330.00
Issued, subscribed and fully paid up		
32.68 lakhs (31 March 2018: 32.68 lakhs) equity shares of Rs 10 each, fully paid up	326.83	326.83

a) Reconciliation of the shares outstanding at the beginning and at the end of the reporting period

Particulars	31 March 2019		31 March 2018	
	No. in lakhs	Total	No. in lakhs	Total
Equity shares of Rs. 10/- each fully paid up				
At the beginning of the year	32.68	326.83	32.68	326.83
Issued during the year	-	-	-	-
Outstanding at the end of the year	32.68	326.83	32.68	326.83

b) Terms / rights attached to equity shares

The Company has only one class of equity shares having a par value of Rs. 10 per share. Each holder of equity share is entitled to one vote per share.

In the event of liquidation of the Company, the holder of equity shares will be entitled to receive remaining assets of the Company, after distribution of all preferential amounts. The distribution will be in proportion to the number of equity shares held by the shareholders.

c) Terms / rights attached 1% Non-Cumulative, Compulsory Convertible Preference Shares (NCCPS)

During the year ended 31 March 2011, the Company has issued 6.89 lakhs 1% Non-Cumulative, Compulsory Convertible Preference Shares (NCCPS) of Rs. 10/- each fully paid, at a premium of Rs. 802.77 per share to Hagwood Commercial Developers Private Limited, a fellow subsidiary. Each holder of the NCCPS is entitled to one vote per share only on resolution placed before the Company, which directly affect the right attached to NCCPS. The NCCPS are Convertible, at par, at any time within a period of 10 years from the date of allotment. If NCCPS holder does not exercise conversion option, NCCPS are compulsorily convertible into equity share at the end of 10th year from the date of allotment.

d) Shares held by holding company

Names of equity shareholders	31 March 2019		31 March 2018	
	Number of equity shares held in lakhs	% of holding	Number of equity shares held in lakhs	% of holding
Prozone Intu Properties Limited , Holding Company				
Equity Shares of Rs. 10/- each fully paid up	20.10	61.50%	20.10	61.50%

e) Details of shareholders holding more than 5% shares in the company

Particulars	31 March 2019		31 March 2018	
	No. in lakhs	% holding	No. in lakhs	% holding
Equity Shares of Rs. 10/- each fully paid up				
Prozone Intu Properties Limited, Holding Company	20.10	61.50%	20.10	61.50%
Triangle Real Estate India Holdings Limited	11.44	35.00%	11.44	35.00%



Alliance Mall Developers Co Private Limited

Notes to the financial statements (Continued)

as at 31 March 2019

(Currency : Indian Rupees in Lakhs)

Note 17.1 : Instruments entirely equity in nature

Particulars	31 March 2019	31 March 2018
Authorised Capital		
7.00 Lakhs (31 March 2018: 7.00 Lakhs) 1% Non-Cumulative, Compulsory Convertible Preference Shares of Rs.10 each	70.00	70.00
	<u>70.00</u>	<u>70.00</u>
Issued, subscribed and fully paid up		
6.89 Lakhs (31 March 2018: 6.89 Lakhs) 1% Non-Cumulative, Compulsory Convertible Preference Shares of Rs.10 each	68.90	68.90
4.80 Lakhs (31 March 2018: 4.80 Lakhs) 0.001% Unsecured Compulsarily Convertible Debenture (UCCD) of Rs.10 each	47.99	47.99
	<u>116.89</u>	<u>116.89</u>

a) Reconciliation of the Shares / Debentures outstanding at the beginning and at the end of the reporting period

Particulars	31 March 2019		31 March 2018	
	No. in lakhs	Rs in lakhs	No. in lakhs	Rs in lakhs
1% Non-Cumulative, Compulsory Convertible Preference Shares of Rs. 10/- each fully paid up				
At the beginning of the period	6.89	68.90	6.89	68.90
Issued during the period	-	-	-	-
Outstanding at the end of the year	<u>6.89</u>	<u>68.90</u>	<u>6.89</u>	<u>68.90</u>

Particulars	31 March 2019		31 March 2018	
	No. in lakhs	Rs in lakhs	No. in lakhs	Rs in lakhs
0.001% Unsecured Compulsory Convertible Debenture of Rs 10/- each fully paid up				
At the beginning of the period	4.80	47.99	4.01	40.13
Issued during the period	-	-	0.79	7.86
Outstanding at the end of the year	<u>4.80</u>	<u>47.99</u>	<u>4.80</u>	<u>47.99</u>

b) Terms / rights attached 1% Non-Cumulative, Compulsory Convertible Preference Shares (NCCPS)

During the year ended 31 March, 2011, the Company has issued 689,000, 1% Non-Cumulative, Compulsory Convertible Preference Shares (NCCPS) of Rs. 10/- each fully paid, at a premium of Rs. 802.77 per share to Hagwood Commercial Developers Private Limited, a fellow subsidiary. Each holder of the NCCPS is entitled to one vote per share only on resolution placed before the Company, which directly affect the right attached to NCCPS. The NCCPS are Convertible, at par, at any time within a period of 10 years from the date of allotment. If NCCPS holder does not exercise conversion option, NCCPS are compulsorily convertible into equity share at the end of 10th year from the date of allotment.

c) Terms / rights attached 0.001% Unsecured Compulsarily Convertible Debenture (UCCD)

In Financial year 2017 and 2018 respectively, company has issued 401,325 debentures and 78,567 debentures, 0.001% Unsecured Compulsarily Convertible Debenture (UCCD) of Rs. 10/- each fully paid, at a premium of Rs. 1,031.9 per share to existing share holders. These CCDs shall be convertible into one Equity shares - 1) By the Company or the Investors at any time after third anniversary of the completion date, if mutually agreed between Company and all investors collectively or 2) on the tenth anniversary of completion date without any application or any further act on the part of debentureholders.



Alliance Mall Developers Co Private Limited

Notes to the financial statements (Continued)

as at 31 March 2019

(Currency : Indian Rupees in Lakhs)

d) Shares / Debentures held by holding company and/or their subsidiaries :

Names of equity shareholders	31 March 2019		31 March 2018	
	Number of equity shares held in lakhs	% of holding	Number of equity shares held in lakhs	% of holding
Prozone Intu Properties Limited , Holding Company				
0.001% Unsecured Compulsory Convertible Debenture (UCCD)	2.95	61.50%	2.95	61.50%

Names of equity shareholders	31 March 2019		31 March 2018	
	Number of equity shares held in lakhs	% of holding	Number of equity shares held in lakhs	% of holding
Hagwood Commercial Developers Private Limited, Fellow Subsidiary				
1% Non-Cumulative, Compulsory Convertible Preference Shares of Rs.10 each fully paid up	6.89	100.00%	6.89	100.00%

e) Details of shareholders holding more than 5% shares in the company

Particulars	31 March 2019		31 March 2018	
	No. in lakhs	% holding	No. in lakhs	% holding
0.001% Unsecured Compulsory Convertible Debenture (UCCD)				
Prozone Intu Properties Limited, Holding Company	2.95	61.50%	2.95	61.50%
Triangle Real Estate India Holdings Limited	1.68	35.00%	1.68	35.00%

Particulars	31 March 2019		31 March 2018	
	No. in lakhs	% holding	No. in lakhs	% holding
1% Non-Cumulative, Compulsory Convertible Preference Shares of Rs. 10/- each fully paid up				
Hagwood Commercial Developers Private Limited, Fellow Subsidiary	6.89	100.00%	6.89	100.00%



Alliance Mall Developers Co Private Limited

Notes to the financial statements (Continued)

as at 31 March 2019

(Currency : Indian Rupees in Lakhs)

Note 17.2 : Other Equity

Reserves and surplus

Securities premium

Opening balance

31 March 19

31 March 18

20,895.45

20,084.72

Add: Securities premium received on issue of 0.001% compulsorily convertible debenture

-

810.73

Closing balance (refer sub-note 1)

20,895.45

20,895.45

Retained earnings

Opening balance

(2,430.70)

(633.95)

Add: (loss) for the year

(370.87)

(1,796.75)

Closing balance (refer sub-note 2)

(2,801.56)

(2,430.70)

Other Comprehensive Income

Opening balance

(49.01)

(50.77)

Add: (loss) /gain on fair value of defined benefit plans

(2.15)

1.76

Closing balance (refer sub-note 2)

(51.15)

(49.01)

Equity Component on fair value of Corporate Guarantee given by Parent

Opening balance

747.46

385.57

Add: addition for the year

-

361.89

Closing balance

747.46

747.46

Total other equity

18,790.19

19,163.21

Sub-note:

- 1 Securities premium is received pursuant to the further issue of shares/ debentures at a premium net of the share / debenture issue expenses. This is a non-distributable reserve except for the following instances where the the share premium account may be applied;
 - i) towards the issue of unissued shares of the Company to the members of the Company as fully paid bonus shares;
 - ii) for the purchase of its own shares or other securities;
 - iii) in writing off the preliminary expenses of the Company;
 - iv) in writing off the expenses of, or the commission paid or discount allowed on, any issue of shares or debentures of the Company; and
 - v) in providing for the premium payable on the redemption of any redeemable preference shares or of any debentures of the Company.

- 2 Retained earnings represents the accumulated profits of the Company.



Alliance Mall Developers Co Private Limited

Notes to the financial statements (Continued)

as at 31 March 2019

(Currency : Indian Rupees in Lakhs)

Note 18 : Borrowings

(Secured)

	31 March 2019	31 March 2018
Lease rental discounting loan from bank (refer note (i) below)	19,424.00	19,944.00
Less : Debt syndication fees	(563.55)	(649.98)
Less : Current maturities of long-term debt (refer note 24)	(650.00)	(520.00)
Total non current borrowings	18,210.45	18,774.02

Lease rental discounting loan from bank (secured) includes:

i) Rs. 19,424 lakhs (31 March 2018: Rs. 19,944) loan from Bank presently carrying interest @ 9.35 % (previous year 9.00 %) (floating rate). The loan is repayable in 144 monthly instalment starting from January 2018. The loan is secured by first exclusive charge on undivided share of land measuring 12.48 acres and Mall building thereon in Coimbatore and rent receivables from both present and future income from Prozone Mall. The loan are further secured by corporate guarantee of the Holding Company Prozone Intu Properties Limited.

Note 19 : Other financial liabilities

Lease deposit from tenants	1,463.06	1,169.34
Total other financial liabilities	1,463.06	1,169.34

Note 20 : Provisions

Provision for employee benefits (refer note 35)		
- Provision for gratuity	13.55	6.78
Total provisions	13.55	6.78

Note 21 : Other non-current liabilities

Deferred liabilities on financial liabilities carried at amortised cost	92.64	195.62
Total other non-current liabilities	92.64	195.62

Note 22 : Borrowings

(Unsecured)

Loan taken from Prozone Intu Properties Limited, holding company (refer note (i))	226.21	-
Loan taken from Empire Mall Private Limited, fellow subsidiary company (refer note (ii))	2,401.09	1,887.84
Total current borrowings	2,627.30	1,887.84

Details of unsecured borrowings

i) Rs. 226.21 lakhs (31 March 2018: Rs. Nil) loan taken from holding company is repayable on demand and carries interest rate @ 13.5% p.a.

ii) Rs. 2,401.09 lakhs (31 March 2018: Rs. 1,887.84 lakhs) loan taken from fellow subsidiary company is repayable on demand and carries interest rate @ 10.6% p.a. (Interest charged for the year varies from 10.6% to 11.6%)



Alliance Mall Developers Co Private Limited

Notes to the financial statements (Continued)

as at 31 March 2019

(Currency : Indian Rupees in Lakhs)

	31 March 2019	31 March 2018
Note 23 : Trade payables		
- Total outstanding dues of micro enterprises and small enterprises (refer note below)	15.51	0.54
- Total outstanding dues of creditors other than micro enterprises and small enterprises.	252.00	417.51
Total trade payables	267.51	418.05

Note:

Micro and small enterprises under the Micro, Small and Medium Enterprises Development (MSMED) Act, 2006 have been determined based on the information available with the Company and the required disclosures are given below:

	31 March 2019	31 March 2018
Principal amount remaining unpaid to any supplier as at the end of each accounting year;	15.51	0.54
Interest due thereon to any supplier as at the end of each accounting year;	-	-
The amount of interest paid by the buyer under MSMED Act, 2006 along with the amounts of the payment made to the supplier beyond the appointed day during each accounting year;	-	-
The amount of interest due and payable for the period of delay in making payment (which has been paid but beyond the appointed day during the year) but without adding the interest specified under the MSMED Act, 2006);	-	-
The amount of interest accrued and remaining unpaid at the end of accounting year; and	-	-
The amount of further interest due and payable even in the succeeding year, until such date when the interest dues as above are actually paid to the small enterprise, for the purpose of disallowance as a deductible expenditure under section 23.	-	-

Dues to Micro and Small Enterprises have been determined to the extent such parties have been identified on the basis of information collected by the Management. This has been relied upon by the auditors.

Note 24 : Other financial liabilities

Current maturities of long-term debt (refer note 18)	650.00	520.00
Payables for capital goods	1,657.54	2,535.13
Provision for employee benefit payable	18.14	19.48
Retention money payable	63.60	98.72
Total other financial liabilities	2,389.28	3,173.33

Note 25 : Other current liabilities

Other advances:		
Advances received from customers	544.83	532.41
Others:		
Statutory dues payable		
- Tax deducted at source payable	36.07	64.83
- Professional tax payable	0.06	0.08
- Provident fund payable	0.19	0.27
- Labour welfare fund payable	0.01	0.01
- Goods and services tax (GST) payable	13.74	0.04
Deferred liabilities on financial liabilities carried at amortised cost	71.14	84.63
Capital expenditure deposit from tenants	118.41	220.23
Total other current liabilities	784.46	902.49

Note 26 : Provisions

Provision for employee benefits (refer note 35)		
- provision for gratuity	3.11	2.94
- provision for compensated absences	9.42	10.10
Total current provisions	12.53	13.04



Alliance Mall Developers Co Private Limited

Notes to the financial statements (Continued)

for the year ended 31 March 2019

(Currency : Indian Rupees in Lakhs)

Note 27 : Revenue from operations

Sale of services

License fees and rental income

Service charges

Amortisation of security deposits

Other operating revenue

Others (Space on Hire, Kiosk income, Rental for data invoice, IBS, etc.)

Total Revenue from operations

Note 28 : Other income

Interest income

- on fixed deposit

- on security deposit

Dividend income on current investments

Reversal of provision for expected credit loss

Total Other Income

Note 29 : Employee benefit expense

Salaries, wages and bonus

Contribution to provident fund

Expenses related to post-employment defined benefit plans (refer note 35)

Expenses related to compensated absences (refer note 35)

Total employee benefit expense

Note 30 : Finance cost

Interest on:

- unwinding of security deposits

- loan from banks

- loan from related parties

Notional corporate guarantee expense

Processing fees

Prepayment penalty charges

Total finance cost

31 March 2019	31 March 2018
31 March 2019	31 March 2018

2,618.75	1,049.52
1,194.07	570.92
96.11	72.58
272.14	103.56
4,181.07	1,796.58

36.19	0.96
1.29	-
-	0.34
33.13	-
70.61	1.30

120.71	91.81
10.48	2.81
3.56	3.86
1.38	0.49
136.13	98.97

110.43	65.99
1,490.07	970.62
214.74	167.64
50.00	29.49
77.57	62.64
-	189.64
1,942.81	1,486.01



Alliance Mall Developers Co Private Limited

Notes to the financial statements (Continued)

for the year ended 31 March 2019

(Currency : Indian Rupees in Lakhs)

Note 31 : Depreciation expense

	31 March 2019	31 March 2018
Depreciation on tangible assets	190.93	82.17
Depreciation on investment property	1,689.52	1,098.03
Total depreciation and amortisation expense	1,880.45	1,180.20

Note 32 : Other expenses

Rent paid on machinery (refer note 42)	25.80	15.05
Rates and taxes	105.59	31.90
Repairs and maintenance	38.27	12.47
Insurance expenses	12.55	6.28
Housekeeping and technical manpower cost	68.67	54.35
Technical manpower cost	21.03	15.19
Security manpower cost	42.84	26.93
Electricity expenses (net of recovery)	115.04	145.42
Printing and stationary	1.28	2.05
Office expenses	0.88	2.38
Legal and professional fees	62.11	40.86
Event and exhibitions	20.73	33.61
Mall launch expenses	-	56.29
Management consultancy fees	182.29	77.98
Advertising and business promotion	24.49	57.10
Brokerage expense	10.44	25.29
Travelling expenses	21.03	33.81
Provision for expected credit loss	-	15.37
Directors sitting fees	3.75	5.25
Auditor's remuneration (refer note 32(a) below)	14.74	17.51
Miscellaneous expenses	8.81	30.95
Total other expenses	780.35	706.05

Note 32(a) : Payment to auditors

Statutory and tax audit fees	14.00	10.00
Others	0.74	7.51
	14.74	17.51



Alliance Mall Developers Co Private Limited

Notes to the financial statements (Continued)

for the year ended 31 March 2019

(Currency : Indian Rupees in Lakhs)

31 March 2019

31 March 2018

Note 33 : Earning per equity share

A reconciliation of profit for the year and equity shares used in the computation of basic and diluted earnings per equity share is set out below:

Basic: Basic earnings per share is calculated by dividing the profit attributable to equity shareholders of the Company by the weighted average number of equity shares outstanding during the year, excluding equity shares purchased by the Company and held as treasury shares.

Diluted: Diluted earnings per share is calculated by adjusting the weighted average number of equity shares outstanding during the year for assumed conversion of all dilutive potential equity shares. Employee share options are dilutive potential equity shares for the Company.

Particulars	31 March 2019	31 March 2018
Profit computation for basic earnings per share of Rs. 10 each		
Weighted average number of equity shares (No. in lakhs) for EPS- Basic computation	32.68	32.68
Weighted average number of potential equity shares (No. in lakhs) outstanding during the year	11.69	11.63
Total number of equity share for calculating diluted earning per share	44.37	44.31
Net (loss) after tax as per statement of profit and loss attributable to equity shareholders	(370.87)	(1,796.75)
Basic earning per share (in Rs.)	(11.35)	(54.98)
Diluted earning per share (in Rs.) *	(11.35)	(54.98)

* The potential equity shares in the form of 6.89 lakhs (31 March 2018 : 6.89 lakhs), 1% Non-Cumulative, Compulsory Convertible Preference Shares (NCCPS) and 4.80 lakhs (31 March 2018 : 4.74 lakhs), 0.001% Unsecured Compulsarily Convertible Debenture (UCCD) are ignored in the calculation of diluted earnings per share, as on their conversion to equity shares, the results on the earnings per share from continuing ordinary activities would be anti-dilutive.



Alliance Mall Developers Co Private Limited

Notes to the financial statements (Continued)

as at 31 March 2019

(Currency : Indian Rupees in Lakhs)

Note 34 : Contingent liabilities and committments are given below:

A) Commitments

- i) Estimated amount of contracts remaining to be executed on capital account not provided for (net of advances)
Rs. Nil lakhs (31 March 2018: Rs. Nil lakhs).

B) Contingent liabilities

- i) Guarantee given by Bank on behalf of the Company Rs.10 Lakhs (31 March 2018: Rs. 10 Lakhs).
- ii) Claims against the Company, not acknowledged as debts Rs Nil (31 March 2018: Rs. Nil)

iii) Disputed demands in respect of Income-tax:

Assessment Year	31 March 2019	31 March 2018
2012-13	2.57	2.57
2013-14	66.51	66.51
2014-15	57.12	57.12
	126.20	126.20



Alliance Mall Developers Co Private Limited

Notes to the financial statements (Continued)

as at 31 March 2019

(Currency : Indian Rupees in Lakhs)

Note 35 : Disclosure relating to employee benefits as per Ind AS 19 'Employee Benefits'

A Defined benefit obligations and short-term compensated absences

i) Defined benefit plan

The gratuity plan is governed by the Payment of Gratuity Act, 1972 under which an employee who has completed five years of service is entitled to specific benefits. The level of benefits provided depends on the member's length of service and salary at retirement age.

The present value of obligation is determined based on actuarial valuation using the Projected Unit Credit Method, which recognizes each period of service as giving rise to additional unit of employee benefit entitlement and measures each unit separately to build up the final obligation.

ii) Short-term compensated absences

26 days of privilege leave for staff is allowed each year. Unutilised leave can be carried forward to the extend of 42 days of leave, If the same not availed in calendar year then the same will be lapsed.

The significant actuarial assumptions used for the purposes of the actuarial valuations were as follows:

Particulars	Funded Plan	
	Gratuity	
	31 March 19	31 March 18
a) Expenses recognised in the statement of profit and loss		
Current Service Cost	2.94	3.09
Past Service Cost	-	0.24
Interest Cost	0.62	0.53
Components of defined benefit costs recognized in profit or loss	3.56	3.86
b) Included in other comprehensive income		
Actuarial changes arising from changes in financial assumptions	0.34	(0.41)
Actuarial changes arising from changes in demographic assumptions	-	-
Experience adjustments	3.00	(2.42)
Return on plan assets excluding amounts included in Interest Income	0.04	0.06
Actuarial Loss / (gain) recognized in OCI	3.38	(2.78)
c) Recognised in balance sheet		
Present value of obligation as at the end of the year	18.88	13.19
Fair value of plan assets as at the end of the year	(2.22)	(3.47)
Net Liability (Asset)	16.66	9.72
d) Changes in defined benefit obligations		
Present value of obligation as at the beginning of the year		
Defined Benefit Obligation ("PBO") at the beginning of the year	13.19	12.41
Transfer in/(out) obligation	-	(0.54)
Service cost	2.94	3.09
Past Service Cost	-	0.24
Interest cost	0.92	0.83
Benefits paid	(1.51)	-
Actuarial loss / (gain)	3.34	(2.83)
Present value of obligation as at the end of the year	18.88	13.19
e) Change in fair value of assets		
Fair value of plan assets at the beginning of the year	3.47	3.23
Interest Income	0.30	0.29
Return on plan assets excluding amounts included in interest income	(0.04)	(0.06)
Benefits paid	(1.51)	-
Fair value of plan assets at the end of the year	2.22	3.47



Alliance Mall Developers Co Private Limited

Notes to the financial statements (Continued)

as at 31 March 2019

(Currency : Indian Rupees in Lakhs)

Note 35 : Disclosure relating to employee benefits as per Ind AS 19 'Employee Benefits'


f) Reconciliation of net defined benefit liability		
Net opening provision in books of accounts	9.72	9.18
Transfer in/(out) obligation	-	(0.54)
Employee Benefit Expense	3.56	3.86
Amounts recognized in Other Comprehensive Income	3.38	(2.78)
Closing provision in books of accounts	16.66	9.72

Particulars	Unfunded Plan	
	Compensated absences	
	31 March 19	31 March 18
a) Changes in defined benefit obligations		
Present value of obligation as at the beginning of the year		
Defined Benefit Obligation ("PBO") at the beginning of the year	10.10	8.09
Service cost	2.85	3.13
Interest cost	0.76	-
Actuarial (gain)	(2.23)	(0.15)
Liabilities transferred in / (out)	-	(0.16)
Benefits paid	(2.07)	(0.81)
Present value of obligation as at the end of the year	9.42	10.10
b) Expenses recognised in the statement of profit and loss		
Current Service Cost	2.85	3.13
Past Service Cost	0.76	-
Interest Cost	(2.23)	(0.15)
Total included in 'Employee Benefit Expense'	1.38	2.97
c) Liability recognised in balance sheet		
Present value of obligation as at the end of the year	9.42	10.10
Fair value of plan assets as at the end of the year		
Net Liability (Asset)	9.42	10.10
d) Components of actuarial gain/losses on obligation		
Actuarial changes arising from changes in financial assumptions	0.14	(0.05)
Actuarial changes arising from changes in demographic assumptions	-	-
Experience adjustments	(2.37)	(0.11)
Net actuarial Loss/(Gain)	(2.23)	(0.15)

	Gratuity		Compensated absences	
	31 March 19	31 March 18	31 March 19	31 March 18
e) Current/ non-current classification				
Current	3.11	2.94	1.68	2.68
Non- current	13.55	6.78	7.74	7.42
	16.66	9.72	9.42	10.10

The following table summarizes the principal assumptions used for defined benefit obligation and compensated absences:

Actuarial assumptions	Gratuity		Compensated absences	
	31 March 19	31 March 18	31 March 19	31 March 18
Discount rate	7.20%	7.55%	7.20%	7.55%
Withdrawal Rates	10% at all ages	10% at all ages	10% at all ages	10% at all ages
Leave availment rate	-	-	5.00%	5.00%
Salary escalation rate (% p.a.) *	5.10%	5.10%	5.10%	5.10%
Mortality rate	Indian assured lives mortality (2006-08) ultimate	Indian assured lives mortality (2006-08) ultimate	Indian assured lives mortality (2006-08) ultimate	Indian assured lives mortality (2006-08) ultimate



Alliance Mall Developers Co Private Limited

Notes to the financial statements (Continued)

as at 31 March 2019

(Currency : Indian Rupees in Lakhs)

Note 35 : Disclosure relating to employee benefits as per Ind AS 19 'Employee Benefits'

* The estimates of future salary increases, considered in actuarial valuation, take account of inflation, seniority, promotion and other relevant factors, such as supply and demand in the employment market.

Quantitative sensitivity analysis for significant assumption is as below:

Particulars	Gratuity		Compensated absences	
	31 March 19	31 March 18	31 March 19	31 March 18
	0.5% increase		0.5% increase	
i. Discount rate	18.39	12.84	9.22	9.72
ii. Salary escalation rate - over a long-term	19.39	13.57	9.63	10.13
	0.1% increase		0.1% increase	
iii. Withdrawal rate (W.R.)	18.90	13.20	9.30	9.82
	0.5% decrease		0.5% decrease	
i. Discount rate	19.39	13.56	9.63	10.13
ii. Salary escalation rate - over a long-term	18.39	12.83	9.21	9.71
	0.1% decrease		0.1% decrease	
iii. Withdrawal rate (W.R.)	18.85	13.18	9.54	10.02

Sensitivity for significant actuarial assumptions is computed by varying one actuarial assumption used for the valuation of the defined benefit obligation, keeping all other actuarial assumptions constant.

Maturity analysis of defined benefit obligation

Particulars	Gratuity		Compensated absences	
	Cashflow	Distribution (%)	Cashflow	Distribution (%)
1st Following Year	2.73	9.30%	1.68	12.30%
2nd Following Year	1.68	5.7%	1.47	10.80%
3rd Following Year	4.40	15.0%	1.84	13.50%
4th Following Year	1.58	5.4%	1.06	7.70%
5th Following Year	1.66	5.7%	1.01	7.40%
Sum of Year 6 to 10 Year	10.41	35.4%	3.86	28.30%
Total expected payments	22.46		10.92	

B) Defined contribution plans

- The Company makes contribution towards provident fund to a defined contribution retirement plan for qualifying employees. The provident fund plan is operated by the regional provident fund commissioner. Under the schemes, the Company is required to contribute a specified percentage of payroll cost to the retirement contribution schemes to fund benefits.

The Company has recognised the following amounts in the Statement of Profit and Loss for the year:

Contribution to provident fund (refer note 29)

31 March 19	31 March 18
10.48	2.81
10.48	2.81



Alliance Mall Developers Co Private Limited

Notes to the financial statements (Continued)

as at 31 March 2019

(Currency : Indian Rupees in Lakhs)

Note 36 : Related party disclosures as required under Indian Accounting Standard 24, "Related party disclosures" are given below:

a) Names of related parties and nature of relationship (to the extent of transactions entered into during the year except for control relationships where all parties are disclosed)

Nature of relationship	Name of the Party
A) Key Management Personnel (KMP)	
Director	Mr. Sudhanshu Chaturvedi
Independent Director	Ms. Deepa Hakani (From 12 December 2017)
Independent Director	Ms. Hemal Arya (From 12 February 2018)
Independent Director	Mr. Rajiv Singh (Upto 24 April 2017)
Independent Director	Mr. Hetal Hakani (Upto 15 November 2017)
Independent Director	Mr. Dinesh Arya (Upto 10 January 2018)
B) Holding Company	Prozone Intu Properties Limited
C) Fellow Subsidiary Company	Empire Mall Private Limited
D) Shareholders having significant influence in the Company	Triangle Real Estate India Holdings Limited



Alliance Mall Developers Co Private Limited

Notes to the financial statements (Continued)


as at 31 March 2019

Summary of related party transactions

Transactions	Fellow Subsidiary		Holding Company		Directors Sitting Fees		Shareholders having significant influence in the Company	
	31 March 2019	31 March 2018	31 March 2019	31 March 2018	31 March 2019	31 March 2018	31 March 2019	31 March 2018
Directors sitting fees								
Mr. Sudhanshu Chaturvedi	-	-	-	-	1.25	1.75	-	-
Ms. Deepa Hakani	-	-	-	-	1.25	0.75	-	-
Ms. Hemal Arya	-	-	-	-	1.25	0.25	-	-
Mr. Hetal Hakani	-	-	-	-	-	1.00	-	-
Mr. Dinesh Arya	-	-	-	-	-	1.50	-	-
Purchase of services	-	-	398.93	322.38	-	-	-	-
Rent paid on machinery	25.80	25.80	-	-	-	-	-	-
Loan taken	613.00	2,097.48	375.74	2,454.85	-	-	-	-
Loan repaid	99.75	209.64	149.53	2,466.09	-	-	-	-
Debtenture issued (including premium)	-	-	-	818.59	-	-	-	-

Balances payable/outstanding at the year end

	Fellow Subsidiary		Holding Company		Directors Sitting Fees		Shareholders having significant influence in the Company	
	31 March 2019	31 March 2018	31 March 2019	31 March 2018	31 March 2019	31 March 2018	31 March 2019	31 March 2018
Directors sitting fees	-	-	-	-	-	(0.23)	-	-
Purchase of services	-	-	17.46	57.04	-	-	-	-
Rent paid on machinery	-	52.10	-	-	-	-	-	-
Loan taken (net of repaid)	2,401.09	1,887.84	226.21	-	-	-	-	-
Debtenture issued (including premium)	-	-	3,075.00	3,075.00	-	-	1,750.00	1,750.00



Alliance Mall Developers Co Private Limited

Notes to the financial statements (Continued)

as at 31 March 2019

(Currency : Indian Rupees in Lakhs)

Note 37 : Segment Reporting as required under Indian Accounting Standard 108, "Operating Segments" :

Based on the "management approach" as defined in Ind AS 108 – Operating Segments, the managing director / director evaluates the Group's performance based on an analysis of various performance indicators by business segment. Accordingly information has been presented along these segments. The accounting principles used in the preparation of the financial statement are consistently applied in individual segment to prepare segment reporting. The Group is organised into business units based on its services and has two reportable segments, as follows:

1. Leasing.
2. Outright Sales

a) Information about Primary Segments - Business Segments

31 March 2019

Particulars	Leasing	Outright Sales	Total
For the year ended 31 March, 2019			
Revenue			
Segment revenue	4,181.07	-	4,181.07
Unallocated revenue			-
			4,181.07
Results			
Segment results	1,582.52	(198.37)	1,384.15
Unallocated expenses			-
Operation profit			1,384.15
Finance costs			1,942.81
Other income			(70.61)
(Loss) before tax			(488.05)
Tax expense			(117.18)
(Loss) for the year			(370.87)
As at 31 March, 2019			
Segment assets	38,148.94	4,066.28	42,215.22
Unallocated assets			2,879.47
Total assets (A)			45,094.68
Segment liabilities	25,294.87	565.90	25,860.77
Unallocated liabilities			-
Total liabilities (B)			25,860.77
Capital employed (A) - (B)			19,233.91



Alliance Mall Developers Co Private Limited

Notes to the financial statements (Continued)

as at 31 March 2019

31 March 2018

Particulars	Leasing	Outright Sales	Total
For the year ended 31 March, 2018			
Revenue			
Segment revenue	1,796.58	-	1,796.58
Unallocated revenue			-
			1,796.58
Results			
Segment results	(108.72)	(79.91)	(188.63)
Unallocated expenses			
Operation (loss)			(188.63)
Finance costs			1,486.01
Other income			(1.30)
(Loss) before tax			(1,673.35)
Tax expense			123.40
(Loss) for the year			(1,796.75)
As at 31 March, 2018			
Segment assets	39,781.06	3,930.33	43,711.39
Unallocated assets			2,436.07
Total assets (A)			46,147.46
Segment liabilities	25,981.13	559.40	26,540.53
Unallocated liabilities			-
Total liabilities (B)			26,540.53
Capital employed (A) - (B)			19,606.93

b) Information about major customers

No single customer represents 10% or more of the Company's total revenue for the years ended March 31, 2019 and 2018, respectively.

Note 38 : Disclosure with regards to section 186 (4) of the Companies Act, 2013

(i) For investments refer note 5

For Loans given :

Particulars	Rate of interest	31 March 2019	31 March 2018
Inter-corporate deposits	9%	-	185.68

Note :- Above disclosures do not include unsecured loans (including interest) granted before enforcement of Companies Act, 2013 amounting to Rs. Nil lakhs (31 March 2018 : Rs. 1,482.04 lakhs). The Company has made provision for expected credit loss due to uncertainty regarding recoverability of said loans hence interest is not provided on these loans. These loans were fully written off during the current financial year.

Note 39 : Expenditure in foreign Currency

	31 March 2019	31 March 2018
Travelling Expenses	-	14.59
	-	14.59



Alliance Mall Developers Co Private Limited

Notes to the financial statements (Continued) as at 31 March 2019

(Currency : Indian Rupees in Lakhs)

Note 40 : Financial instruments – Fair values and risk management :

A) Accounting classification and fair values

The following table shows the carrying amounts and fair values of financial assets and financial liabilities, including their levels in the fair value hierarchy. It does not include fair value information for financial assets and financial liabilities if the carrying amount is a reasonable approximation of fair value

31 March 2019	Note	Carrying amount			Fair value			Total
		FVTPL	FVTOCI	Amortised Cost	Level 1 - Quoted price in active markets	Level 2 - Significant observable inputs	Level 3 - Significant unobservable inputs	
Financial assets								
Investments	5	-	42.90	-	-	42.90	-	42.90
Loans	6, 15	-	-	288.16	-	-	-	-
Others financial assets	7	-	-	15.30	-	-	-	-
Trade receivables	12	-	-	910.63	-	-	-	-
Cash and cash equivalents	13	-	-	72.39	-	-	-	-
		-	42.90	1,286.48	-	-	-	-
Financial liabilities								
Borrowings	18, 22	-	-	20,837.75	-	20,837.75	-	20,837.75
Trade payables	23	-	-	267.51	-	-	-	-
Other financial liabilities	19, 24	-	-	3,852.34	-	3,852.34	-	3,852.34
		-	-	24,957.59	-	-	-	-

31 March 2018	Note	Carrying amount			Fair value			Total
		FVTPL	FVTOCI	Amortised Cost	Level 1 - Quoted price in active markets	Level 2 - Significant observable inputs	Level 3 - Significant unobservable inputs	
Financial assets								
Loans	6, 15	-	-	214.74	-	-	-	-
Others financial assets	7	-	-	544.85	-	-	-	-
Trade receivables	12	-	-	408.51	-	-	-	-
Cash and cash equivalents	13	-	-	90.22	-	-	-	-
		-	-	1,258.32	-	-	-	-
Financial liabilities								
Borrowings	18, 22	-	-	20,661.86	-	20,661.86	-	20,661.86
Trade payables	23	-	-	418.05	-	-	-	-
Other financial liabilities	19, 24	-	-	4,342.68	-	520.00	-	520.00
		-	-	25,422.59	-	-	-	-



Alliance Mall Developers Co Private Limited

Notes to the financial statements (Continued) as at 31 March 2019

(Currency : Indian Rupees in Lakhs)

Note 40 : Financial instruments – Fair values and risk management :
B) Measurement of fair values

Valuation techniques and significant unobservable inputs

The following table shows the valuation techniques used in measuring Level 2 and Level 3 fair values for financial instruments measured at fair value in the balance sheet, as well as the significant unobservable inputs used. Related

i) Financial instruments measured at fair value through profit or loss

Type	Valuation technique	Significant unobservable inputs	Inter-relationship between significant unobservable inputs and fair value measurement
Investment in mutual funds	The fair values of investments in mutual fund units is based on the net asset value ("NAV") as stated by the issuer of these mutual fund units in the published statements as at Balance Sheet date. NAV represents the price at which the issuer will issue further units of mutual fund and the price at which the issuers will redeem such units from the investor.	Not applicable	Not applicable

ii) Financial instruments measured at fair value through Other Comprehensive Income

Type	Valuation technique	Significant unobservable inputs	Inter-relationship between significant unobservable inputs and fair value measurement
Investment in equity	Discounted cash flows: The valuation model considers the present value of expected cash flows, discounted using a risk-adjusted discount rate.	Not applicable	Not applicable

iii) Financial instruments measured at amortised cost

Type	Valuation technique	Significant unobservable inputs	Inter-relationship between significant unobservable inputs and fair value measurement
Borrowings	Discounted cash flows: The valuation model considers the present value of expected payment, discounted using a risk-adjusted discount rate.	Not applicable	Not applicable
Other financial liabilities - current maturities of long-term debt	Discounted cash flows: The valuation model considers the present value of expected payment, discounted using a risk-adjusted discount rate.	Not applicable	Not applicable



Alliance Mall Developers Co Private Limited

Notes to the financial statements (Continued)

as at 31 March 2019

(Currency : Indian Rupees in Lakhs)

Note 40 : Financial instruments – Fair values and risk management (Continued) :

C) Risk management framework

The Company's board of directors has overall responsibility for the establishment and oversight of the Company's risk management framework. The Company manages market risk through a finance department, which evaluates and exercises independent control over the entire process of market risk management. The finance department recommends risk management objectives and policies, which are approved by Board of Directors. The activities of this department include management of cash resources, borrowing strategies, and ensuring compliance with market risk limits and policies.

The Company's risk management policies are established to identify and analyse the risks faced by the Company, to set appropriate risk limits and controls and to monitor risks and adherence to limits. Risk management policies and systems are reviewed regularly to reflect changes in market conditions and the Company's activities. The Company, through its training and management standards and procedures, aims to maintain a disciplined and constructive control environment.

The audit committee oversees how management monitors compliance with the Company's risk management policies and procedures, and reviews the adequacy of the risk management framework in relation to the risks faced by the Company. The audit committee is assisted in its oversight role by internal audit. Internal audit undertakes both regular and ad hoc reviews of risk management controls and procedures, the results of which are reported to the audit committee.

D) Financial risk management

The Company has exposure to the following risks arising from financial instruments:

- a. credit risk ;
- b. liquidity risk ; and
- c. market risk

a. Credit risk

- Credit risk is the risk of financial loss to the Company if a customer or counterparty to a financial instrument fails to meet its contractual obligations, and arises principally from the Company's receivables from customers and investment securities. The carrying amounts of financial assets represent the maximum credit exposure.

Trade receivables

The Company extends credit to customers in normal course of business. The Company considers factors such as credit track record in the market and past dealings for extension of credit to customers. To manage credit risk, the Company periodically assesses the financial reliability of the customer, taking into account the financial condition, current economic trends, and analysis of historical bad debts and ageing of accounts receivables. Outstanding customer receivables are regularly monitored to make an assessment of recoverability. Receivables are provided as doubtful / written off, when there is no reasonable expectation of recovery. Where receivables have been provided / written off, the Company continues regular follow up, engage with the customers, legal options / any other remedies available with the objective of recovering these outstandings. The Company is not exposed to concentration of credit risk to any one single customer since services are provided to vast spectrum. The Company also takes security deposits, advances, post dated cheques etc from its customers, which mitigate the credit risk to an extent.

The movement in the allowance for impairment in respect of trade and other receivables during the year was as follows.

Particulars	Amount
Balance as at 1 April 2017	2,688.11
Impairment loss recognised	15.37
Balance as at 31 March 2018	2,703.48
Impairment loss recognised	-
Amount written off during the year	(1,667.72)
Balance as at 31 March 2019	1,035.76



Alliance Mall Developers Co Private Limited

Notes to the financial statements (Continued)

as at 31 March 2019

(Currency : Indian Rupees in Lakhs)

Note 40 : Financial instruments – Fair values and risk management (Continued) :

Cash and cash equivalents

The Company held cash and cash equivalents with credit worthy banks of Rs 675.90 lakhs and Rs 601.18 lakhs as at 31 March 2019 and 31 March 2018 respectively. The credit worthiness of such banks and financial institutions is evaluated by the management on an on going basis and is considered to be good.

Exposure to credit risk

The allowance for impairment in respect of trade receivables during the year was Rs Nil (31 March 2018: Rs Nil)

The allowance for impairment in respect of loans and other financial assets during the year was Rs Nil (31 March 2018: Rs 15.37 lakhs)

The gross carrying amount of financial assets, net of impairment losses recognised represents the maximum credit exposure. The maximum exposure to credit risk as at 31 March 2019, 31 March 2018 is as follows:

Particulars	31 March 2019	31 March 2018
Financial assets for which loss allowances are measured using 12 months Expected Credit Losses:		
Trade receivables	-	-
Loans and Other financial assets	1,002.64	2,703.48

b. Liquidity risk

Liquidity risk is the risk that the Company will encounter difficulty in meeting the obligations associated with its financial liabilities that are settled by delivering cash or another financial asset. The Company's approach to managing liquidity is to ensure, as far as possible, that it will have sufficient liquidity to meet its liabilities when they are due, under both normal and stressed conditions, without incurring unacceptable losses or risking damage to the Company's reputation.

Exposure to liquidity risk

The table below summarises the maturity profile of the Company's financial liabilities at the balance sheet date based on contractual undiscounted repayment obligations.

Particulars	Note	Contractual cash flows			
		One year or less	1 - 5 years	More than 5 years	Total
As at 31 March 2019					
Non - derivative financial liabilities					
Borrowings	18, 22	2,627.30	4,952.00	13,258.45	20,837.75
Trade payables	23	267.51	-	-	267.51
Other financial liabilities	19, 24	2,371.14	1,481.20	-	3,852.34
		5,265.95	6,433.20	13,258.45	24,957.59
As at 31 March 2018					
Non - derivative financial liabilities					
Borrowings	18, 22	1,887.84	4,071.00	14,703.02	20,661.86
Trade payables	23	418.05	-	-	418.05
Other financial liabilities	19, 24	3,155.20	1,187.48	-	4,342.68
		5,461.09	5,258.48	14,703.02	25,422.59

c. Market risk

Market risk is the risk that the fair value or future cash flows of a financial instrument will fluctuate because of changes in market prices. Market risk comprises three types of risk: interest rate risk, currency risk and other price risk, such as equity price risk and commodity risk. Financial instruments affected by market risk include borrowings and bank deposits. The objective of market risk management is to manage and control market risk exposures within acceptable parameters, while optimising the return.

Interest rate risk

Interest rate risk is the risk that the value of a financial instrument will fluctuate because of changes in market interest rates.



Alliance Mall Developers Co Private Limited

Notes to the financial statements (Continued)

as at 31 March 2019

(Currency : Indian Rupees in Lakhs)

Note 41 : Capital Management

The Company manages the capital structure by a balanced mix of debt and equity. Necessary adjustments are made in the capital structure considering the factors vis-a-vis the changes in the general economic conditions, available options of financing and the impact of the same on the liquidity position. Higher leverage is used for funding more liquid working capital needs and conservative leverage is used for long-term capital investments. No changes were made in the objectives, policies or processes during the financial year ended 31 March 2019. The Company calculates the level of debt capital required to finance the working capital requirements using traditional and modified financial metrics including leverage/gearing ratios and asset turnover ratios.

As of balance sheet date, leverage ratios is as follows:

Particulars	31 March 2019	31 March 2018
Total debt (Refer note 18, 22 and 24)	22,051.30	21,831.84
Less: cash and bank balances (Refer note 13)	72.39	90.22
Adjusted net debt	21,978.91	21,741.62
Total equity	19,233.91	19,606.93
Adjusted net debt to adjusted equity ratio (times)	1.14	1.11

Note 42 : Operating leases

Leases as lessee

- i) The Company has taken plant and machinery on operating lease from its fellow subsidiary company. The Company has entered into a rental agreement for 3 year. The rent payments recognised in the statement of profit and loss is Rs 25.80 lakhs (31 March 2018: Rs 15.05 lakhs).

- ii) There is no future minimum lease payments under non-cancellable operating lease.

Leases as lessor

- i) The Company has given its retail mall situated at Coimbatore on lease/ leave and licence from 21 July 2017. The cancellable leases are renewable by mutual consent on mutually agreeable terms. The lease income recognised in the statement of profit and loss is Rs 2,618.75 lakhs (31 March 2018: Rs 1,049.52 lakhs)

- ii) The future minimum lease payments for non-cancellable operating lease are as follows:

Particulars	31 March 2019	31 March 2018
Within less than 1 year	1,907.49	2,676.43
Between one and five years	2,354.85	4,065.72
Later than five years	571.01	506.85

Note 43 : First time adoption of Ind AS 115- Revenue from contracts with customers

(a) The Company is engaged in the business of developing, owning and operating of shopping malls, commercial and residential premises.

Ind AS 115 Revenue from contracts with customer has been notified by Ministry of Corporate Affairs (MCA) on 28 March 2018 and is effective from accounting period beginning on or after 1 April 2018, replace existing revenue recognition standard. The adoption of standard did not have any impact on the financial statements of the Company.

b) Disaggregation of revenue from contracts with customers

The Company believes that the information provided under note 27- Revenue from operations and note 37- Segment reporting best depicts how the nature, amount, timing and uncertainty of revenue and cash flows are affected by industry, market and other economic factors.

